

Report No.: 21.03511 Enko Profile Systems Test Time: 2024-10-06 16:11

Luminaire Property

Luminaire Category:

Length (mm): 586

Voltage: 223.8 V

Power: 21.20 W

Width (mm): 20

Current: 0.099 A

Power Factor: 0.954

Photometric Results

CIE Class: Direct

Measurement Flux: 1497.8 lm

Downward Ratio: 100%

Horizontal Diffuse Angle(50%): H36.2

Vertical Diffuse Angle(50%): V36.2

Luminaire Efficacy Rating (LER): 71

Max. Intensity: 3874.58 cd

Total Rated Lamp Lumens: 1497.8 lm


Efficiency: 100%

Upward Ratio: 0%

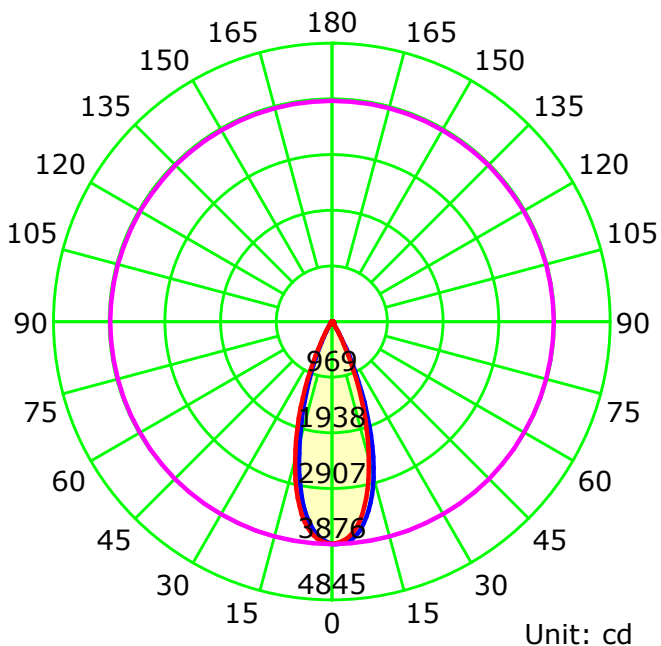
Central Intensity: 3868.33 cd

Pos of Max. Intensity: H0 V1

Picture Of Luminaire



Luminous Intensity Distribution Curve



— C0-C180 — C90-C270 — G1

C Plane (°):0.0-180.0: 180.0

Test Lab:

Test Type: TYPE C

Temperature:

Operator:

Gamma Plane (°):0.0-90.0:1.0

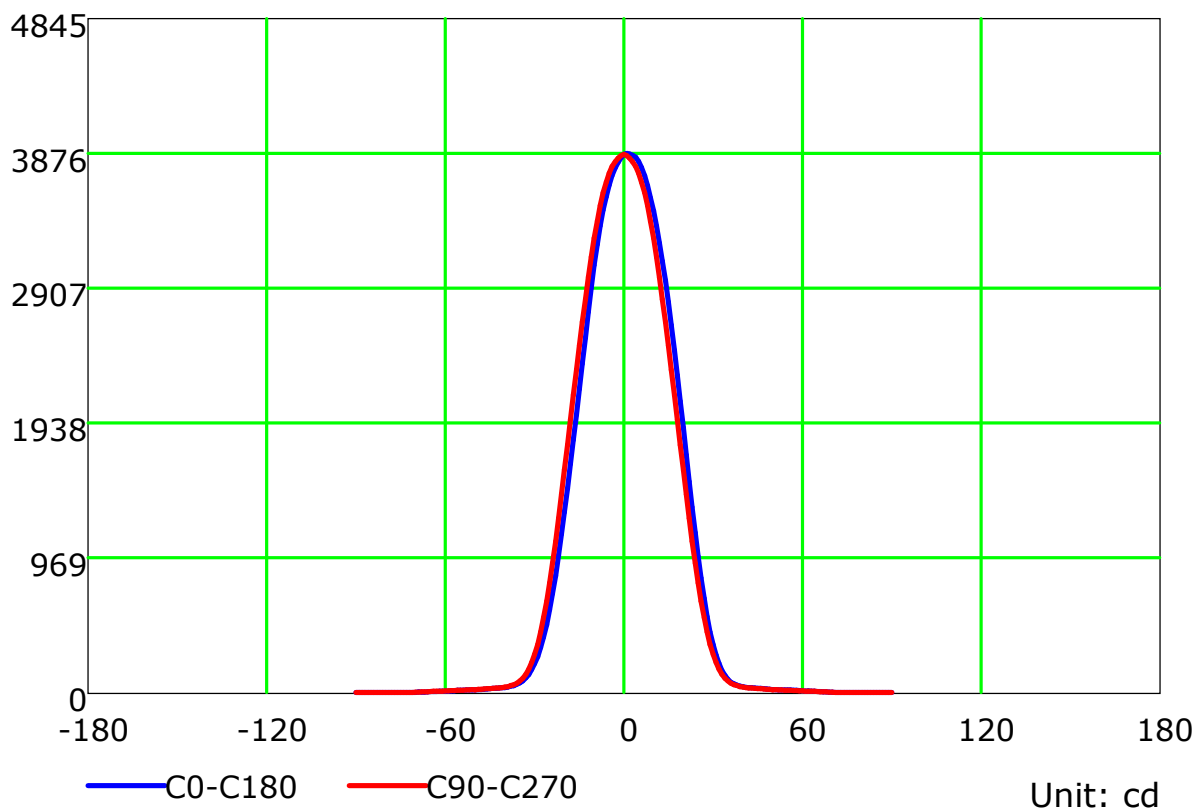
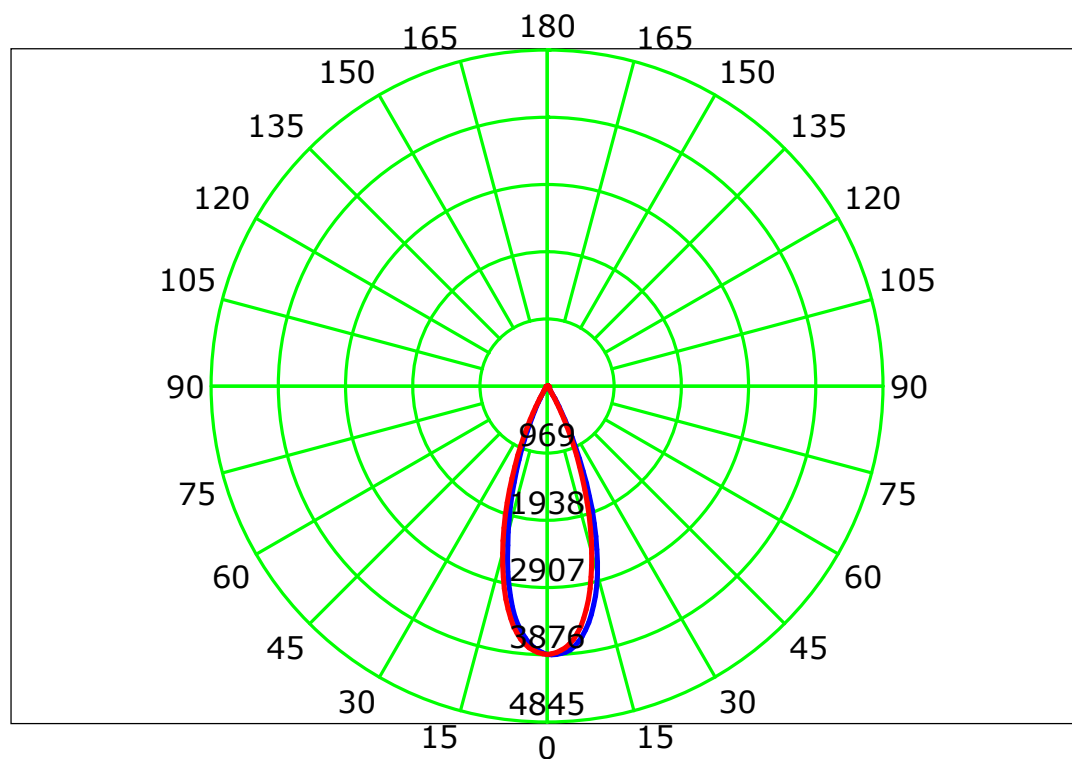
Test Device: CHL-6E

Distance: 3.328 m

Humidity:

Inspector:

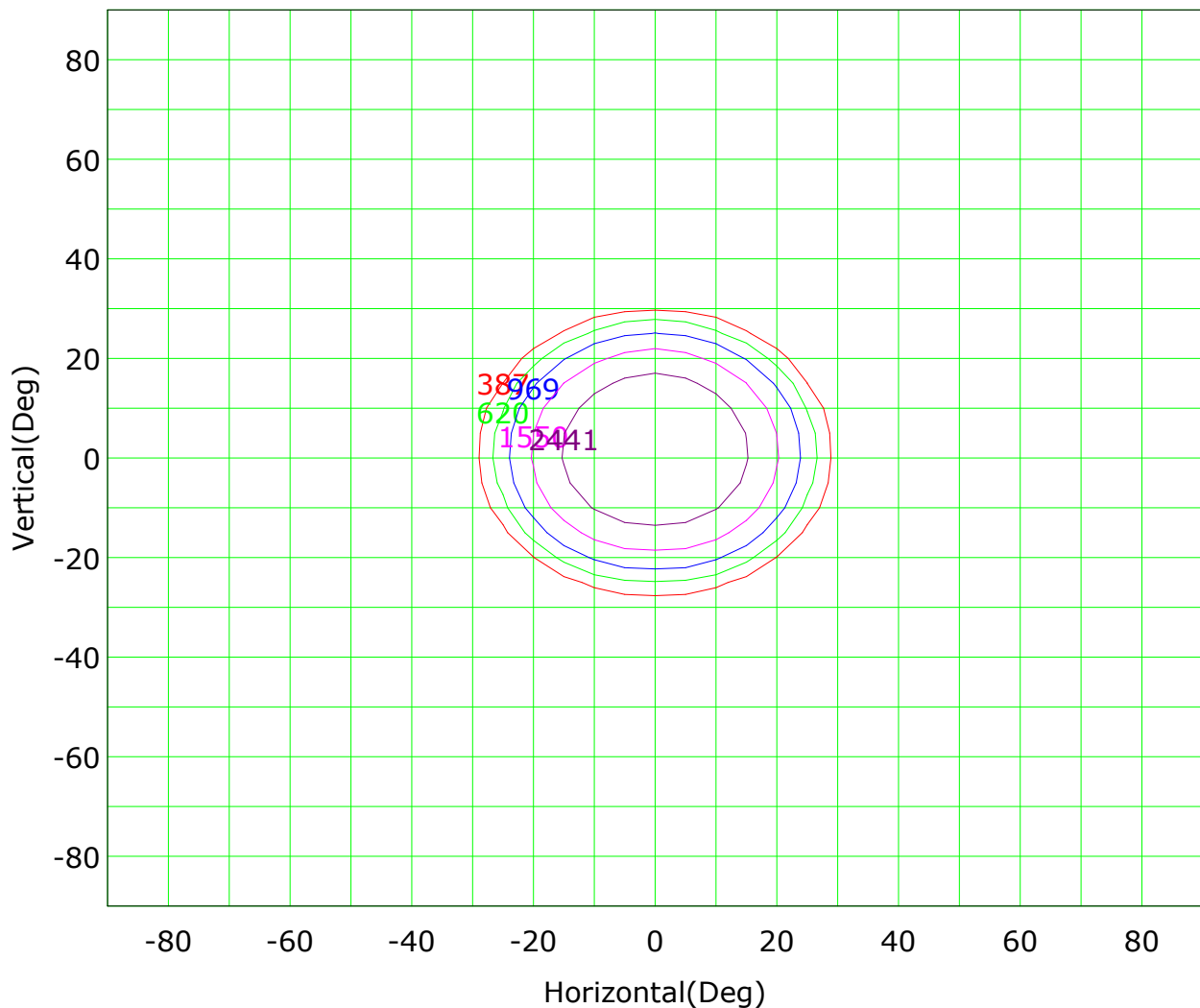
Luminous Intensity Distribution Curve



C Plane (°):0.0-180.0: 180.0
Test Lab:
Test Type: TYPE C
Temperature:
Operator:

Gamma Plane (°):0.0-90.0:1.0
Test Device: CHL-6E
Distance: 3.328 m
Humidity:
Inspector:

Isocandela (rectangle)



Imax (100%): 3875 cd

(10%): 387 cd	(16%): 620 cd
(25%): 969 cd	(40%): 1550 cd
(63%): 2441 cd	(100%): 3875 cd

C Plane (°):0.0-180.0: 180.0

Test Lab:

Test Type: TYPE C

Temperature:

Operator:

Gamma Plane (°):0.0-90.0:1.0

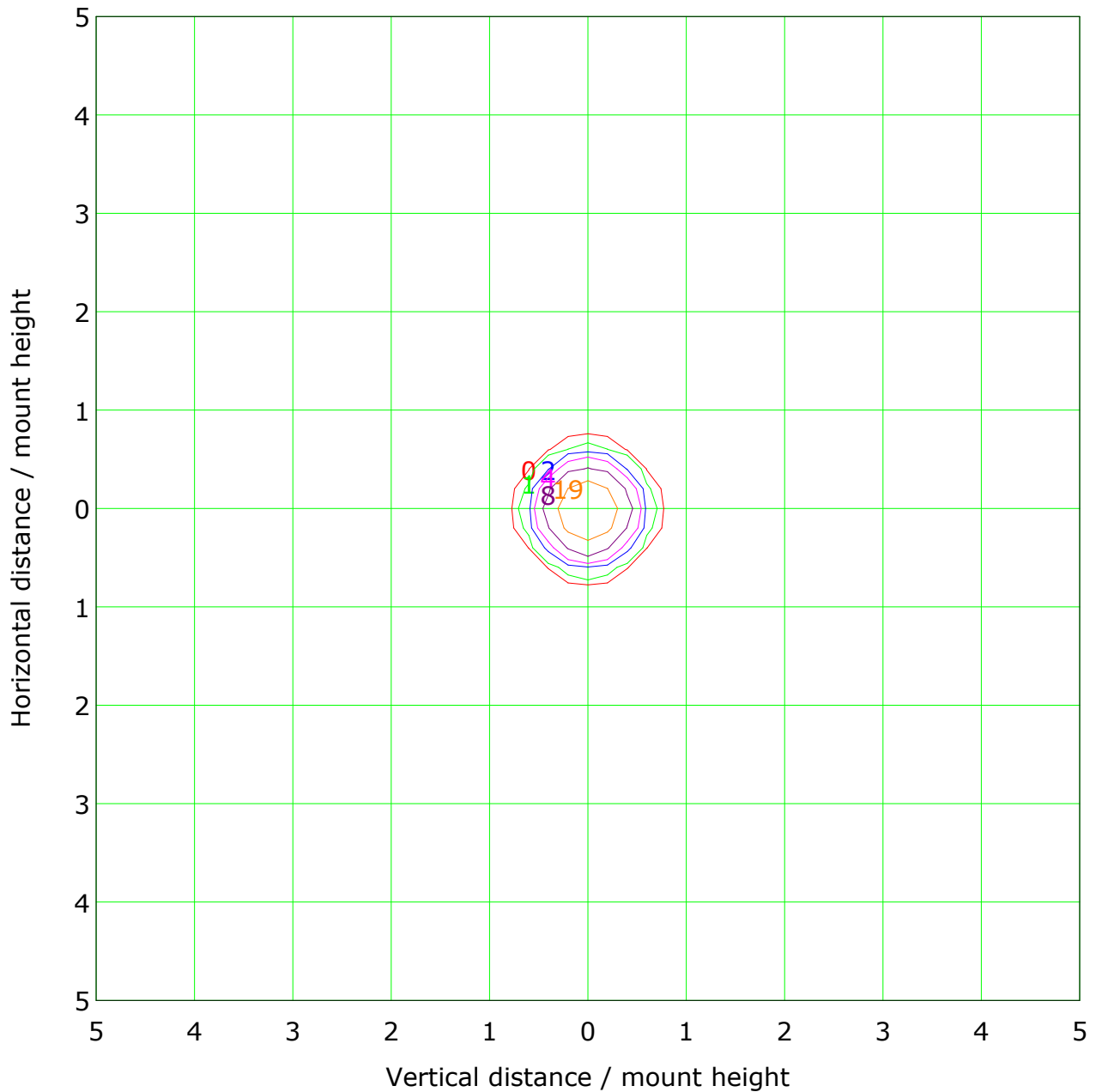
Test Device: CHL-6E

Distance: 3.328 m

Humidity:

Inspector:

IsoLux Plot



Mounting Height: 10m Max Lux(100%): 39 lx			
— (1%):	0 lx	— (2%):	1 lx
— (5%):	2 lx	— (10%):	4 lx
— (20%):	8 lx	— (50%):	19 lx
— (100%):	39 lx		

C Plane (°):0.0-180.0: 180.0

Test Lab:

Test Type: TYPE C

Temperature:

Operator:

Gamma Plane (°):0.0-90.0:1.0

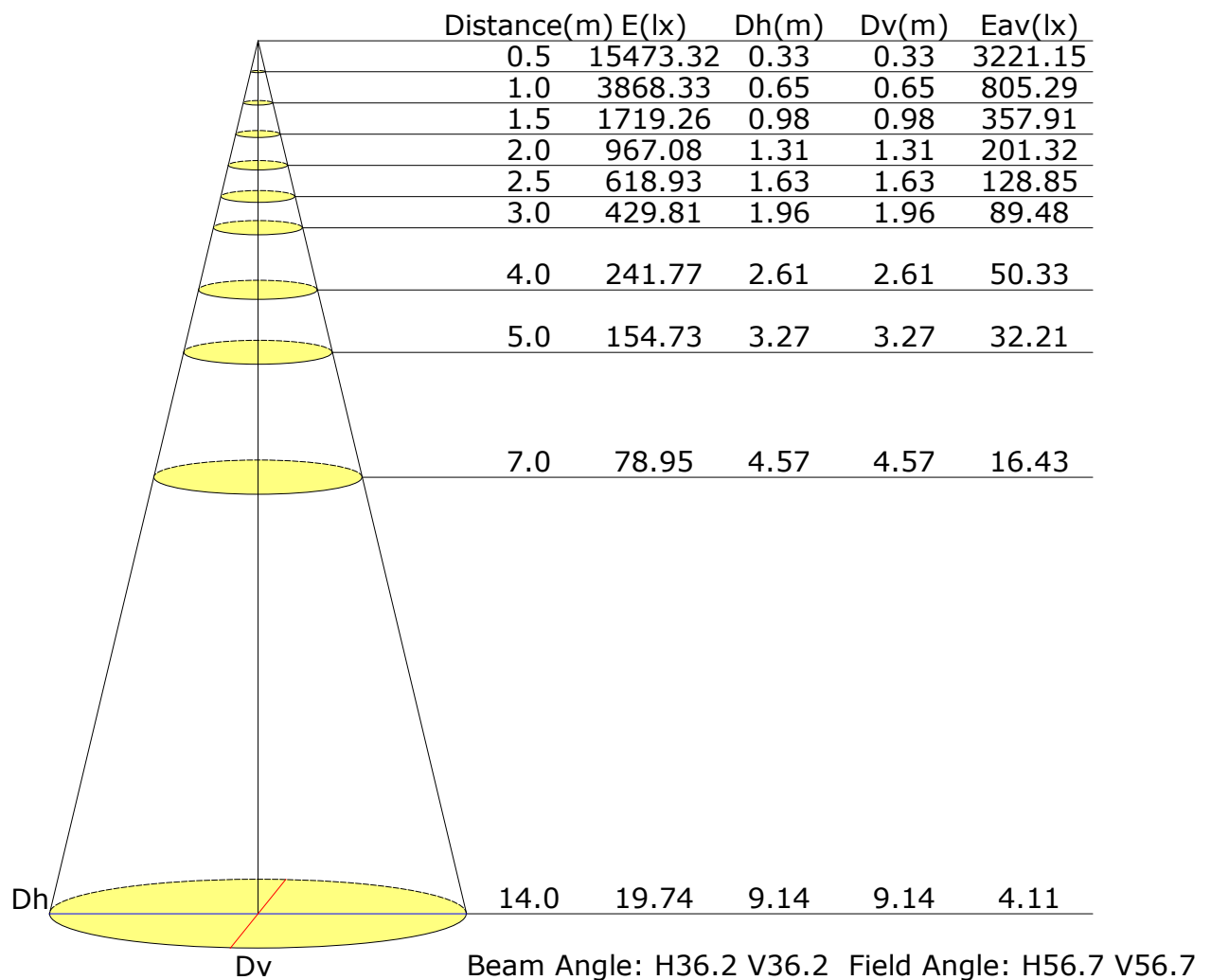
Test Device: CHL-6E

Distance: 3.328 m

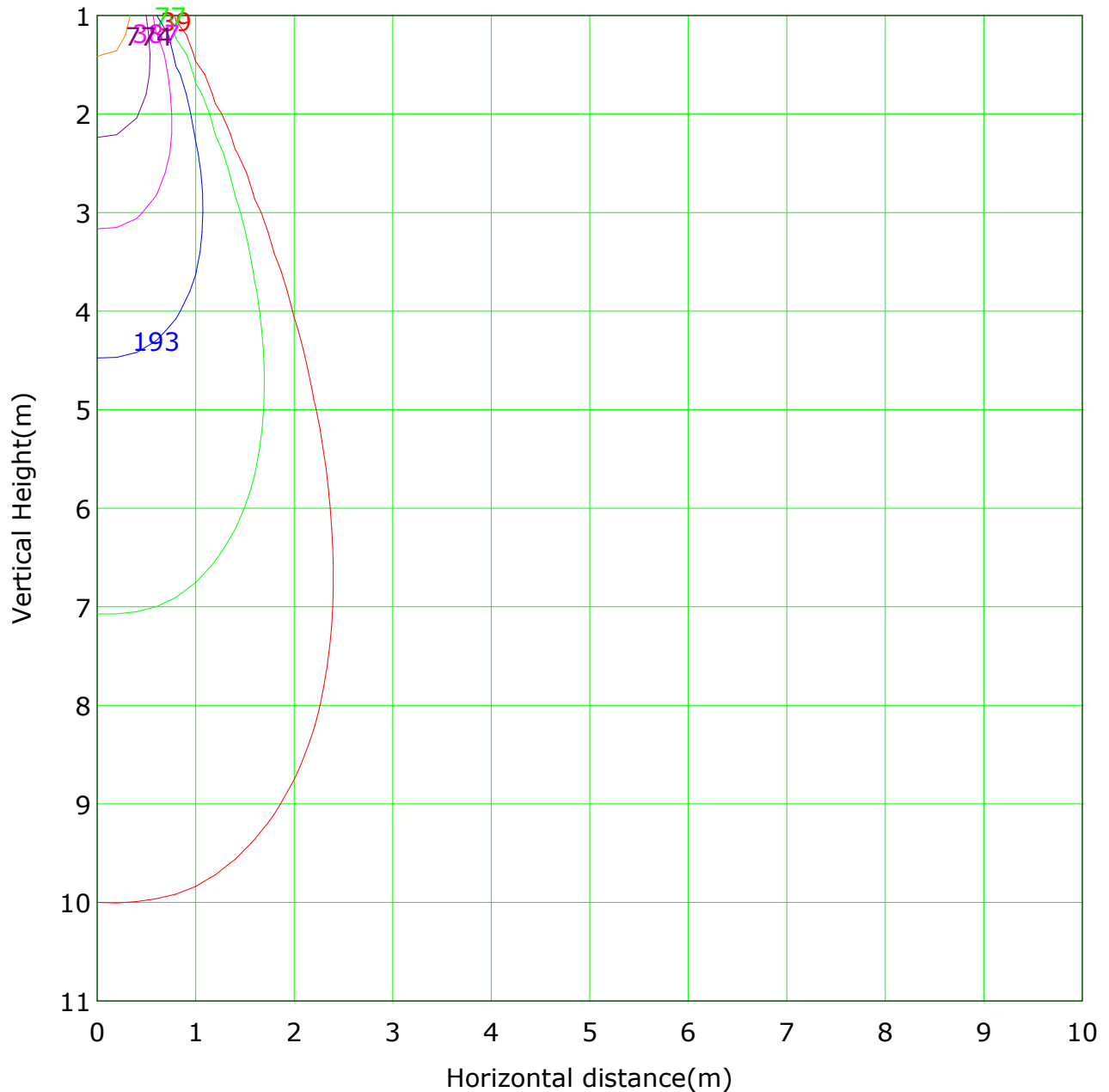
Humidity:

Inspector:

Illuminance at a Distance



Vertical IsoLux Plot



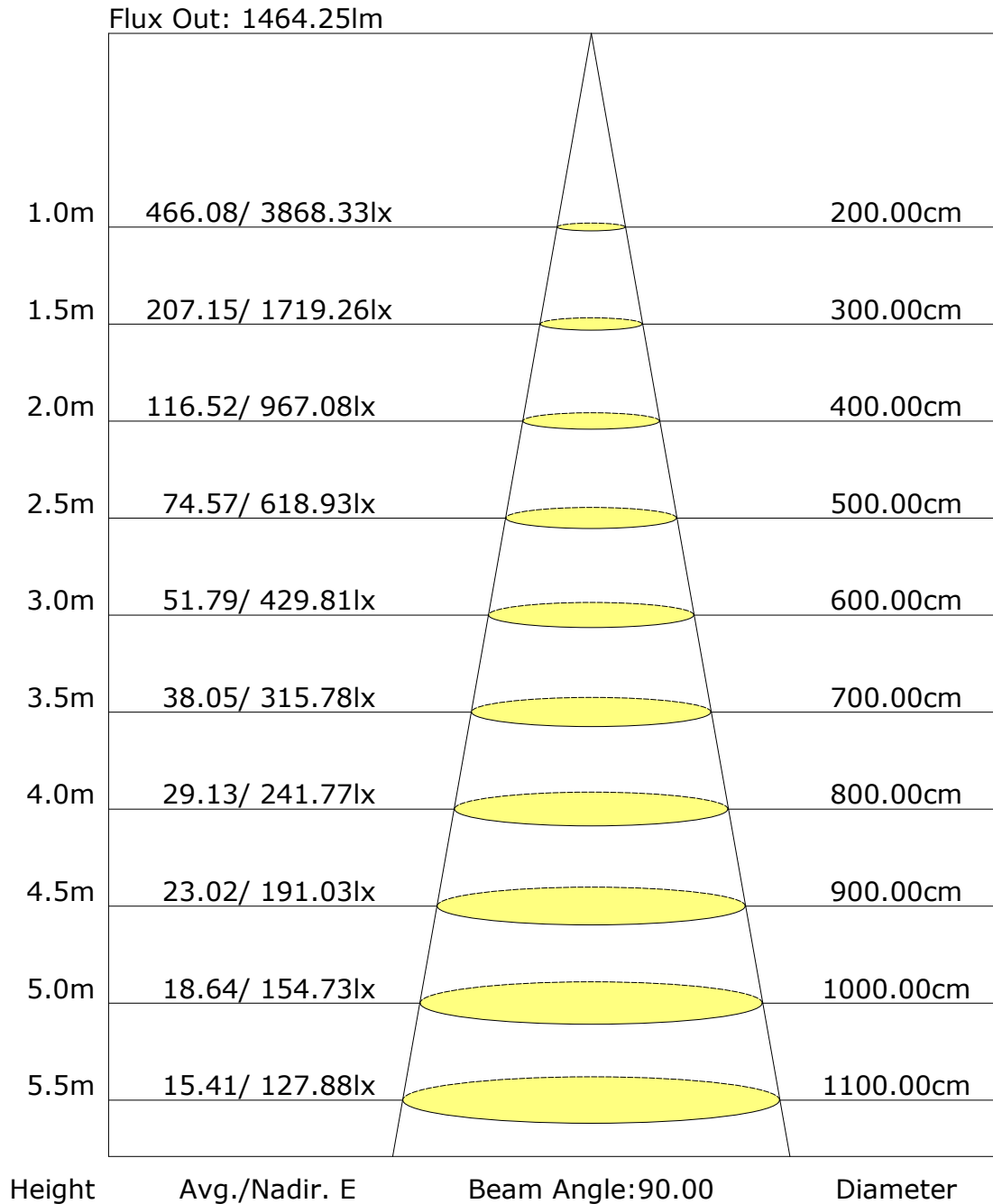
Lowest(m): 1m Highest(m): 11 Max Lux: 3868

(1%): 39 lx	(2%): 77 lx
(5%): 193 lx	(10%): 387 lx
(20%): 774 lx	(50%): 1934 lx
(100%): 3868 lx	

C Plane (°):0.0-180.0: 180.0
Test Lab:
Test Type: TYPE C
Temperature:
Operator:

Gamma Plane (°):0.0-90.0:1.0
Test Device: CHL-6E
Distance: 3.328 m
Humidity:
Inspector:

The average illuminance effective figure



C Plane (°): 0.0-180.0: 180.0
Test Lab:
Test Type: TYPE C
Temperature:
Operator:

Gamma Plane (°): 0.0-90.0: 1.0
Test Device: CHL-6E
Distance: 3.328 m
Humidity:
Inspector:

Zonal Lumen

Gamma [°]	I _{mean} [cd]	Zonal Flux [lm]	Sum Zonal Flux [lm]	Rel Zonal Flux [%]	Sum Rel Zonal Flux [%]
0.0-1.0	3864.0	3.7	3.7	0.25	0.25
1.0-2.0	3850.9	11.1	14.8	0.74	0.98
2.0-3.0	3829.4	18.3	33.1	1.22	2.21
3.0-4.0	3799.1	25.4	58.5	1.70	3.91
4.0-5.0	3757.1	32.3	90.8	2.16	6.06
5.0-6.0	3700.7	38.9	129.7	2.60	8.66
6.0-7.0	3630.2	45.1	174.8	3.01	11.67
7.0-8.0	3545.8	50.8	225.5	3.39	15.06
8.0-9.0	3444.5	55.8	281.4	3.73	18.79
9.0-10.0	3327.9	60.2	341.6	4.02	22.81
10.0-11.0	3198.9	63.9	405.5	4.27	27.07
11.0-12.0	3057.7	66.9	472.4	4.46	31.54
12.0-13.0	2905.6	69.0	541.3	4.60	36.14
13.0-14.0	2745.1	70.3	611.6	4.69	40.83
14.0-15.0	2579.3	70.8	682.4	4.73	45.56
15.0-16.0	2407.6	70.6	753.0	4.71	50.27
16.0-17.0	2229.6	69.4	822.4	4.64	54.91
17.0-18.0	2050.7	67.6	890.1	4.51	59.42
18.0-19.0	1871.2	65.1	955.2	4.35	63.77
19.0-20.0	1690.1	61.9	1017.0	4.13	67.90
20.0-21.0	1512.2	58.1	1075.1	3.88	71.78
21.0-22.0	1338.3	53.8	1128.9	3.59	75.37
22.0-23.0	1169.7	49.1	1178.0	3.28	78.65
23.0-24.0	1008.8	44.1	1222.1	2.95	81.59
24.0-25.0	859.6	39.1	1261.2	2.61	84.20
25.0-26.0	722.4	34.1	1295.3	2.28	86.48
26.0-27.0	597.8	29.2	1324.5	1.95	88.43
27.0-28.0	487.7	24.7	1349.2	1.65	90.08
28.0-29.0	391.8	20.5	1369.7	1.37	91.45
29.0-30.0	311.4	16.8	1386.6	1.12	92.57
30.0-31.0	246.5	13.7	1400.3	0.92	93.49
31.0-32.0	193.5	11.1	1411.4	0.74	94.23
32.0-33.0	151.2	8.9	1420.3	0.59	94.82
33.0-34.0	118.1	7.1	1427.4	0.48	95.30
34.0-35.0	93.2	5.8	1433.2	0.39	95.69
35.0-36.0	75.1	4.8	1438.0	0.32	96.01

C Plane (°):0.0-180.0: 180.0
Test Lab:
Test Type: TYPE C
Temperature:
Operator:

Gamma Plane (°):0.0-90.0:1.0
Test Device: CHL-6E
Distance: 3.328 m
Humidity:
Inspector:

Zonal Lumen (Continue 1)

Gamma [°]	I _{mean} [cd]	Zonal Flux [lm]	Sum Zonal Flux [lm]	Rel Zonal Flux [%]	Sum Rel Zonal Flux [%]
36.0-37.0	62.0	4.0	1442.0	0.27	96.28
37.0-38.0	53.9	3.6	1445.6	0.24	96.52
38.0-39.0	47.4	3.2	1448.9	0.22	96.73
39.0-40.0	41.5	2.9	1451.8	0.19	96.92
40.0-41.0	38.0	2.7	1454.5	0.18	97.11
41.0-42.0	35.5	2.6	1457.1	0.17	97.28
42.0-43.0	33.3	2.5	1459.5	0.16	97.44
43.0-44.0	31.8	2.4	1461.9	0.16	97.60
44.0-45.0	30.2	2.3	1464.2	0.16	97.76
45.0-46.0	28.7	2.2	1466.5	0.15	97.91
46.0-47.0	27.4	2.2	1468.7	0.15	98.05
47.0-48.0	25.6	2.1	1470.7	0.14	98.19
48.0-49.0	23.7	1.9	1472.7	0.13	98.32
49.0-50.0	21.8	1.8	1474.5	0.12	98.44
50.0-51.0	20.9	1.8	1476.3	0.12	98.56
51.0-52.0	20.3	1.7	1478.0	0.12	98.68
52.0-53.0	19.3	1.7	1479.7	0.11	98.79
53.0-54.0	18.4	1.6	1481.3	0.11	98.90
54.0-55.0	17.5	1.6	1482.9	0.10	99.00
55.0-56.0	17.5	1.6	1484.4	0.11	99.11
56.0-57.0	16.2	1.5	1485.9	0.10	99.21
57.0-58.0	15.0	1.4	1487.3	0.09	99.30
58.0-59.0	14.0	1.3	1488.6	0.09	99.39
59.0-60.0	12.8	1.2	1489.8	0.08	99.47
60.0-61.0	11.5	1.1	1490.9	0.07	99.54
61.0-62.0	10.9	1.1	1492.0	0.07	99.61
62.0-63.0	10.3	1.0	1493.0	0.07	99.68
63.0-64.0	9.4	0.9	1493.9	0.06	99.74
64.0-65.0	9.0	0.9	1494.8	0.06	99.80
65.0-66.0	7.8	0.8	1495.6	0.05	99.85
66.0-67.0	5.9	0.6	1496.2	0.04	99.89
67.0-68.0	5.0	0.5	1496.7	0.03	99.92
68.0-69.0	4.7	0.5	1497.1	0.03	99.95
69.0-70.0	3.4	0.4	1497.5	0.02	99.98
70.0-71.0	1.6	0.2	1497.7	0.01	99.99
71.0-72.0	0.6	0.1	1497.7	0.00	99.99

C Plane (°):0.0-180.0: 180.0
Test Lab:
Test Type: TYPE C
Temperature:
Operator:

Gamma Plane (°):0.0-90.0:1.0
Test Device: CHL-6E
Distance: 3.328 m
Humidity:
Inspector:

Gamma Plane (°):0.0-90.0:1.0
Test Device: CHL-6E
Distance: 3.328 m
Humidity:
Inspector:

Candlepower Table

Unit: cd

G\C	C0.0	C180.0								
G0.0	3868.3	3868.3								
G1.0	3874.6	3844.6								
G2.0	3872.1	3812.2								
G3.0	3862.1	3771.1								
G4.0	3847.1	3716.2								
G5.0	3817.2	3647.7								
G6.0	3773.6	3564.1								
G7.0	3713.8	3469.4								
G8.0	3643.9	3356.0								
G9.0	3555.4	3222.6								
G10.0	3460.7	3073.0								
G11.0	3353.5	2908.4								
G12.0	3231.3	2737.6								
G13.0	3102.9	2550.6								
G14.0	2962.0	2364.9								
G15.0	2808.7	2181.6								
G16.0	2642.9	1997.1								
G17.0	2460.9	1817.6								
G18.0	2280.1	1644.3								
G19.0	2094.4	1466.1								
G20.0	1903.6	1296.5								
G21.0	1709.2	1139.4								
G22.0	1517.2	987.3								
G23.0	1332.7	841.5								
G24.0	1149.4	711.8								
G25.0	979.9	597.1								
G26.0	824.0	488.7								
G27.0	678.2	400.2								
G28.0	547.3	325.4								
G29.0	435.1	259.3								
G30.0	342.8	208.2								
G31.0	269.3	165.8								
G32.0	209.4	129.6								
G33.0	159.6	106.0								
G34.0	122.2	84.8								
G35.0	96.0	69.8								
G36.0	74.8	59.8								

C Plane (°):0.0-180.0: 180.0
Test Lab:
Test Type: TYPE C
Temperature:
Operator:

Gamma Plane (°):0.0-90.0:1.0
Test Device: CHL-6E
Distance: 3.328 m
Humidity:
Inspector:

Candlepower Table (Continue 1)

Unit: cd

G\C	C0.0	C180.0								
G37.0	63.6	49.9								
G38.0	54.8	47.4								
G39.0	46.1	41.1								
G40.0	42.4	36.2								
G41.0	38.7	34.9								
G42.0	36.2	32.4								
G43.0	34.9	29.9								
G44.0	32.4	29.9								
G45.0	29.9	28.7								
G46.0	29.9	26.2								
G47.0	28.7	24.9								
G48.0	27.4	21.2								
G49.0	23.7	22.4								
G50.0	21.2	20.0								
G51.0	22.4	20.0								
G52.0	20.0	18.7								
G53.0	20.0	18.7								
G54.0	18.7	16.2								
G55.0	18.7	16.2								
G56.0	18.7	16.2								
G57.0	16.2	13.7								
G58.0	16.2	13.7								
G59.0	15.0	11.2								
G60.0	13.7	11.2								
G61.0	11.2	10.0								
G62.0	12.5	10.0								
G63.0	10.0	8.7								
G64.0	10.0	8.7								
G65.0	8.7	8.7								
G66.0	7.5	6.2								
G67.0	6.2	3.7								
G68.0	6.2	3.7								
G69.0	3.7	5.0								
G70.0	3.7	1.3								
G71.0	1.3	0.0								
G72.0	1.3	0.0								
G73.0	1.3	0.0								

C Plane (°):0.0-180.0: 180.0
Test Lab:
Test Type: TYPE C
Temperature:
Operator:

Gamma Plane (°):0.0-90.0:1.0
Test Device: CHL-6E
Distance: 3.328 m
Humidity:
Inspector:

Unit: cd

Gamma Plane (°):0.0-90.0:1.0
Test Device: CHL-6E
Distance: 3.328 m
Humidity:
Inspector: