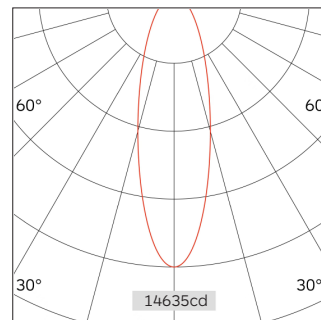
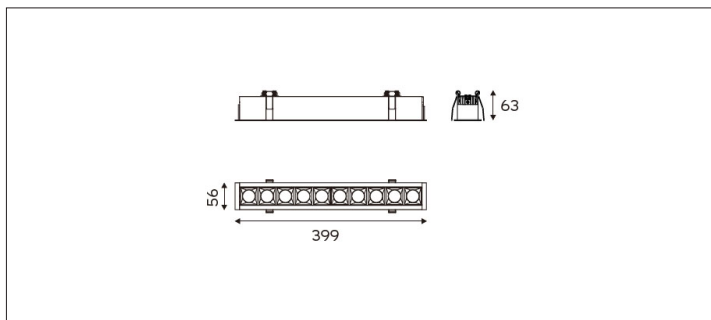



55.05017 Mine Recessed Downlight



IP20



Light Distribution	Mine Recessed Downlight
Colour Temperature	2700/3000/3500/4000K
Colour Rendition Index	CRI 90
Optics	Lens
Beam Angle	23D/49D
Cut Out	390x50mm
Connected Load	40W
Luminous Flux Of The Luminaire	3485lm
Luminaire Efficacy	87lm/W
Colour Deviation	SDCM < 5
Light Source	LED
LED Type	SMD
Dimming Method	Triac/0-10V/ Dali
Cover Material	Aluminum
Body Material	Aluminum
IP Rating	IP20
Housing Colour	Sandy White/ Sandy Black
Weight	0.8Kg
Technical Region	220-240V 50/60Hz

Light Beam Talbe

h(m)	E(lx)	D(m)
		23°
1.0	14635.59	0.41
2.0	3658.90	0.82
3.0	1626.18	1.23
4.0	914.72	1.64
5.0	585.42	2.04

A modern design consisting for the purpose to meet the highest requirements of the latest advanced lighting technology. Application areas: retail, museums, hospitality, residential, offices and lobbies.