

Report No.: 22.01813 Enko Profile Systems Test Time: 2024-09-30 18:26


Luminaire Property

Luminaire Category:	
Length (mm): 586	Width (mm): 18.5
Height (mm): 52	Voltage: 236.4 V
Current: 0.095 A	Power: 21.10 W
Power Factor: 0.941	

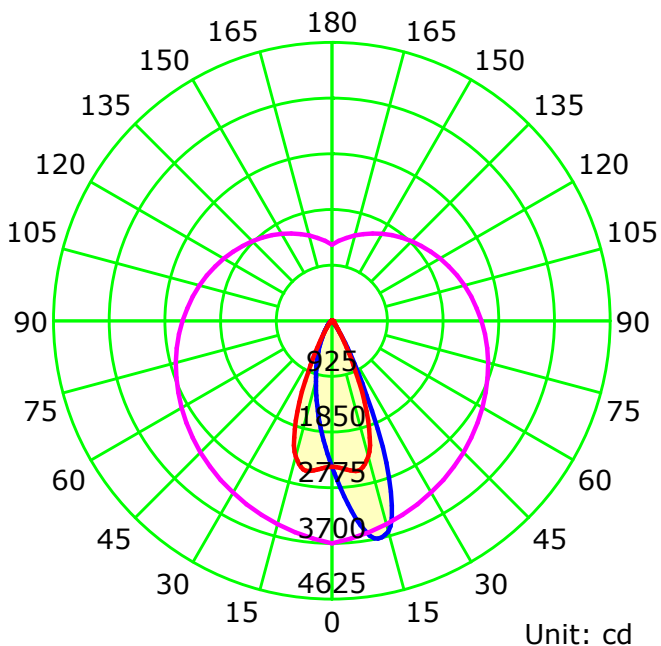
Photometric Results

CIE Class: Direct	Total Rated Lamp Lumens: 1563.1 lm
Measurement Flux: 1563.1 lm	Efficiency: 100%
Downward Ratio: 100%	Upward Ratio: 0%
Horizontal Diffuse Angle(50%): H36	
Vertical Diffuse Angle(50%): V36	
Luminaire Efficacy Rating (LER): 74	Central Intensity: 2425.96 cd
Max. Intensity: 3699.59 cd	Pos of Max. Intensity: H0 V12

Picture Of Luminaire



Luminous Intensity Distribution Curve

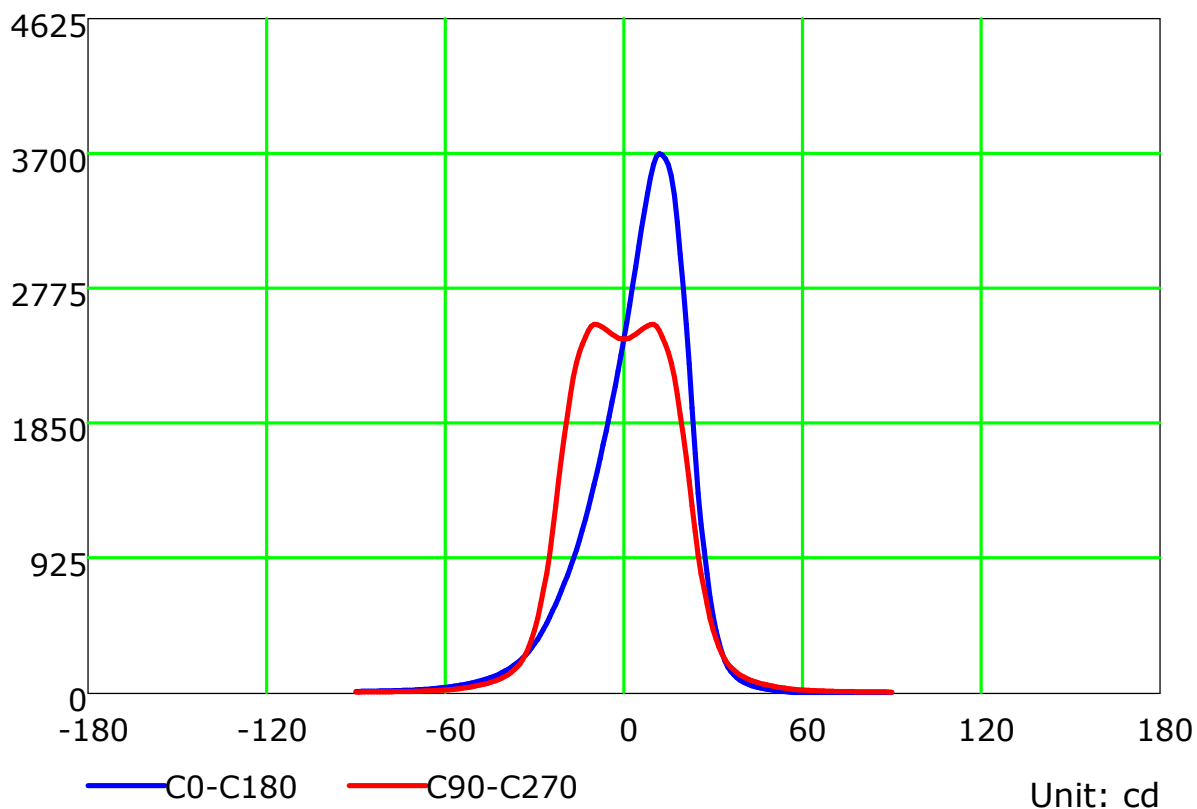
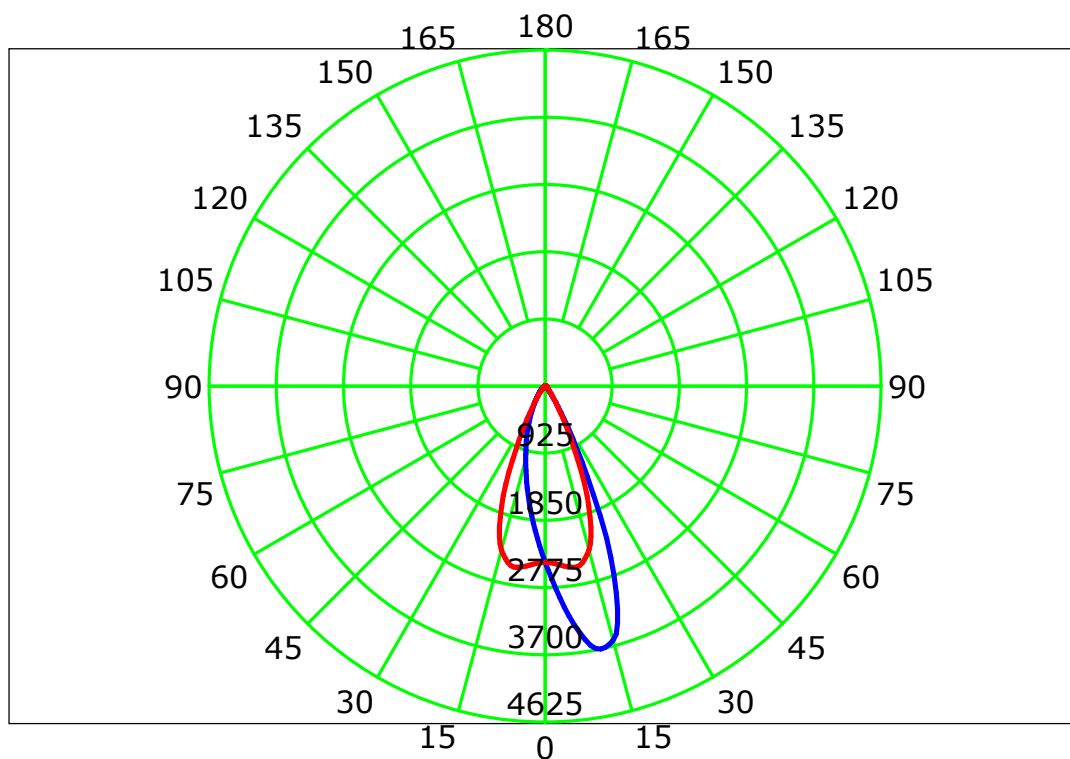


— C0-C180 — C90-C270 — G12

C Plane (°):0.0-180.0: 180.0
Test Lab:
Test Type: TYPE C
Temperature:
Operator:

Gamma Plane (°):0.0-90.0:1.0
Test Device: CHL-6E
Distance: 3.328 m
Humidity:
Inspector:

Luminous Intensity Distribution Curve

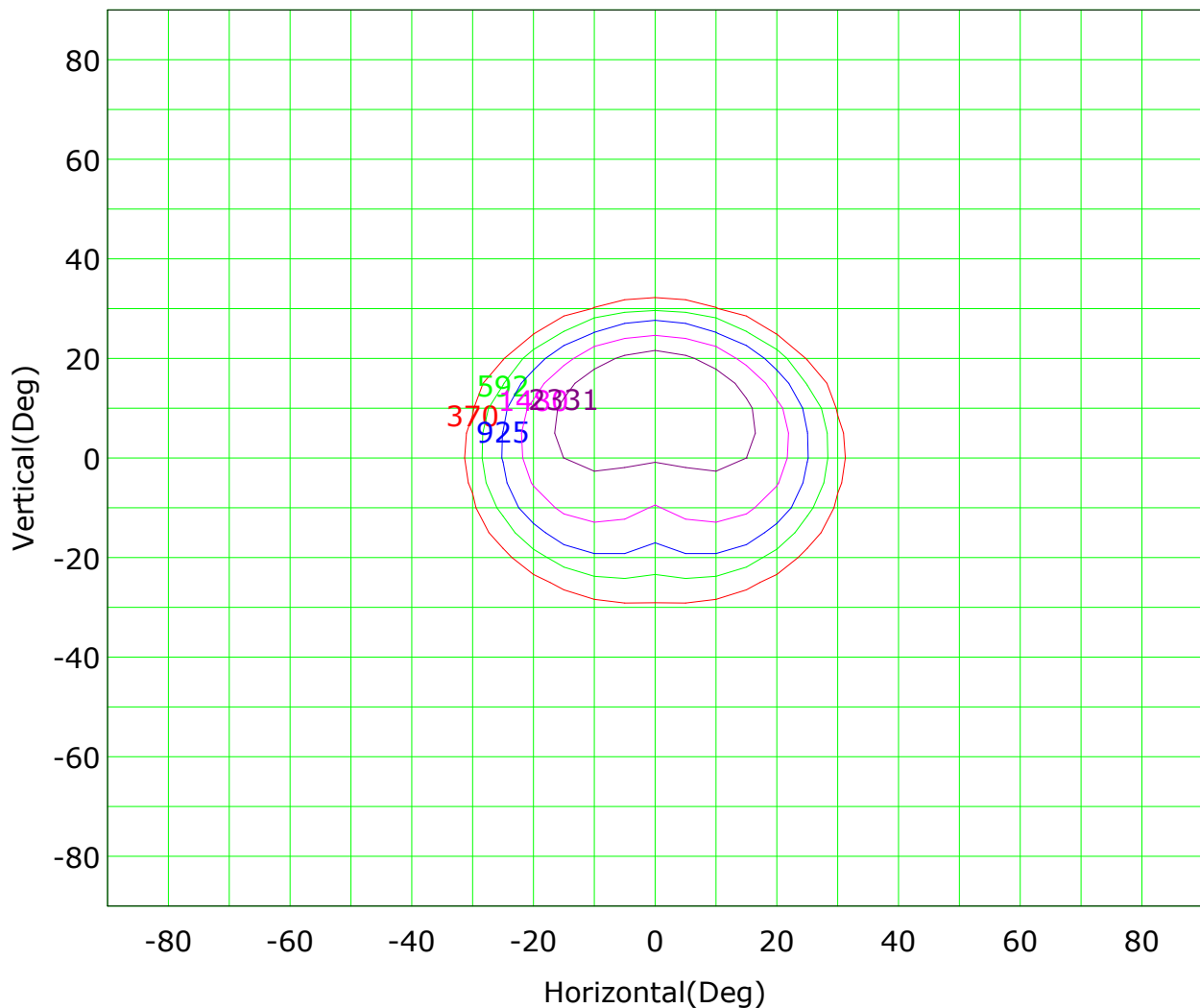


Unit: cd

C Plane (°):0.0-180.0: 180.0
Test Lab:
Test Type: TYPE C
Temperature:
Operator:

Gamma Plane (°):0.0-90.0:1.0
Test Device: CHL-6E
Distance: 3.328 m
Humidity:
Inspector:

Isocandela (rectangle)



Imax (100%): 3700 cd

(10%): 370 cd	(16%): 592 cd
(25%): 925 cd	(40%): 1480 cd
(63%): 2331 cd	(100%): 3700 cd

C Plane (°):0.0-180.0: 180.0

Test Lab:

Test Type: TYPE C

Temperature:

Operator:

Gamma Plane (°):0.0-90.0:1.0

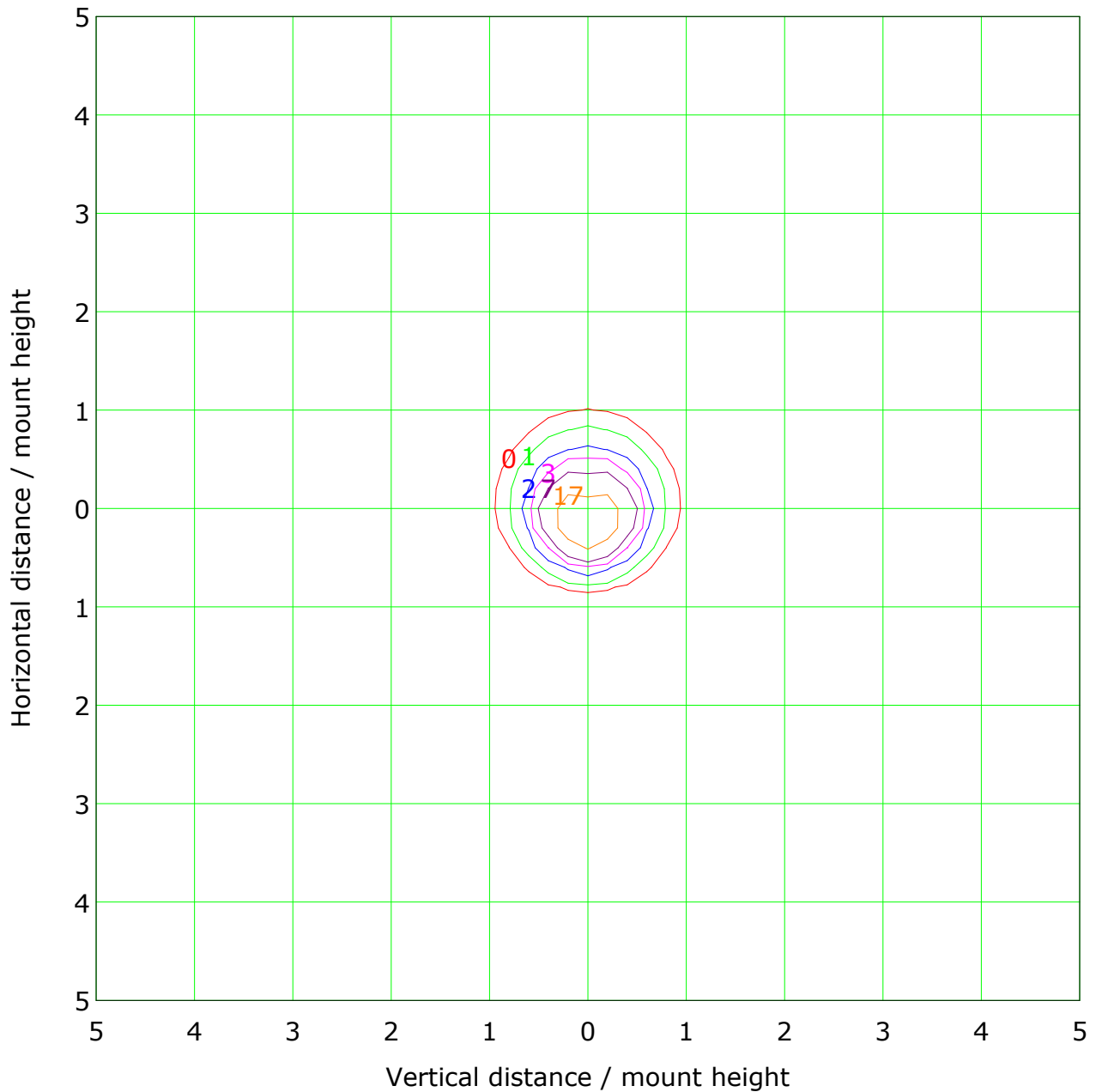
Test Device: CHL-6E

Distance: 3.328 m

Humidity:

Inspector:

IsoLux Plot



Mounting Height: 10m		Max Lux(100%): 35 lx	
(1%):	0 lx	(2%):	1 lx
(5%):	2 lx	(10%):	3 lx
(20%):	7 lx	(50%):	17 lx
(100%):	35 lx		

C Plane (°):0.0-180.0: 180.0

Test Lab:

Test Type: TYPE C

Temperature:

Operator:

Gamma Plane (°):0.0-90.0:1.0

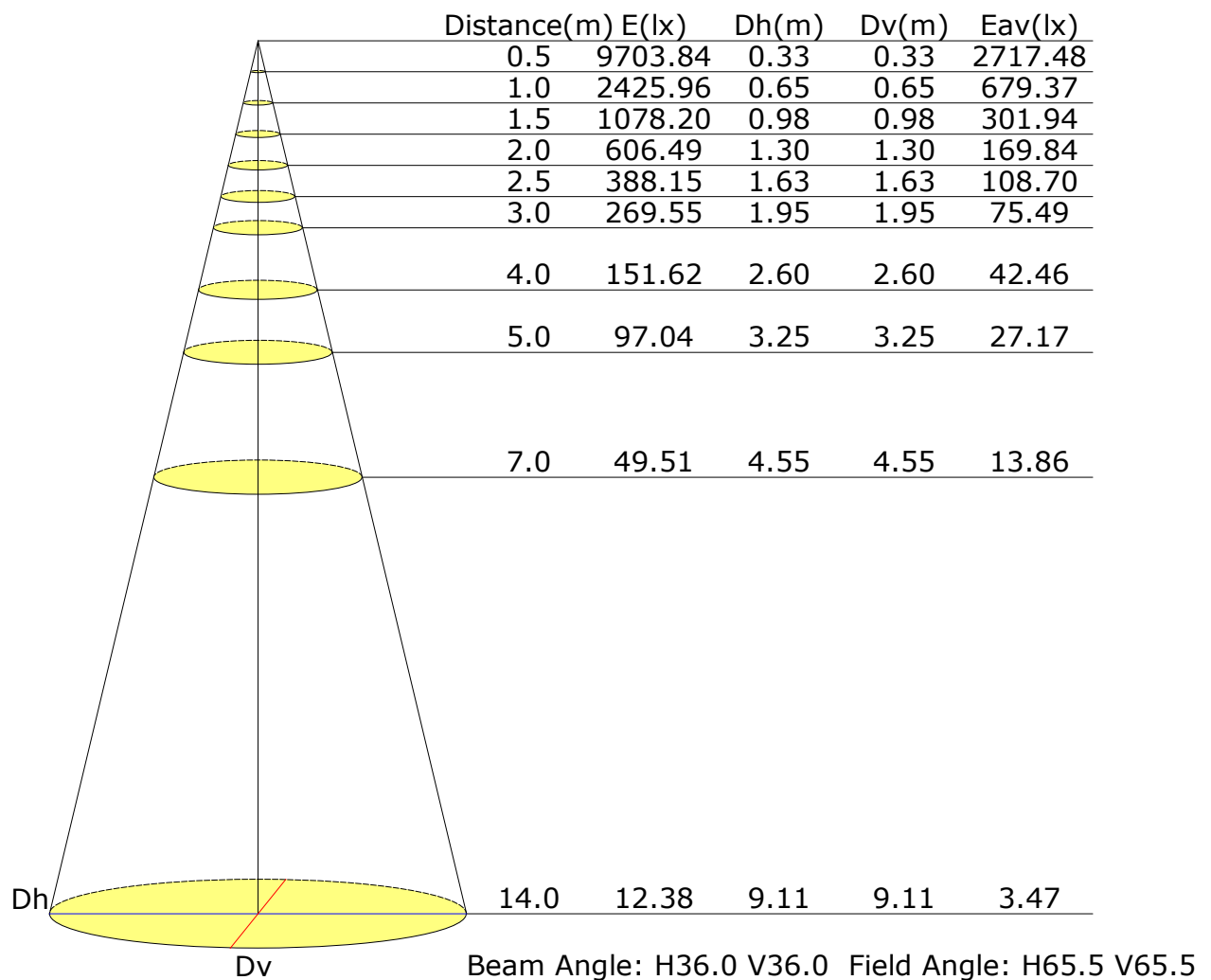
Test Device: CHL-6E

Distance: 3.328 m

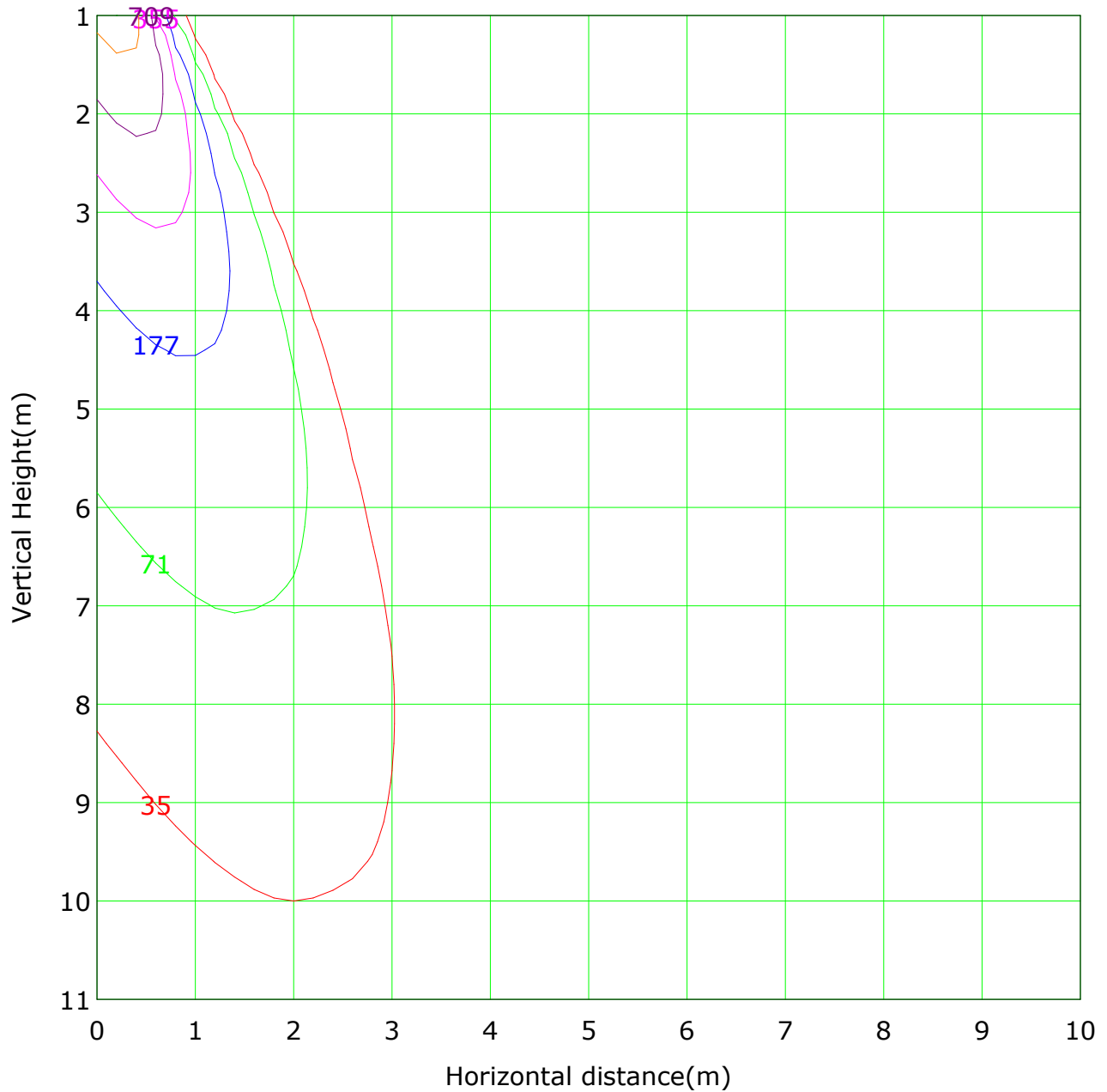
Humidity:

Inspector:

Illuminance at a Distance



Vertical IsoLux Plot



Lowest(m): 1m Highest(m): 11 Max Lux: 3545	
(1%): 35 lx	(2%): 71 lx
(5%): 177 lx	(10%): 355 lx
(20%): 709 lx	(50%): 1773 lx
(100%): 3545 lx	

C Plane (°):0.0-180.0: 180.0

Test Lab:

Test Type: TYPE C

Temperature:

Operator:

Gamma Plane (°):0.0-90.0:1.0

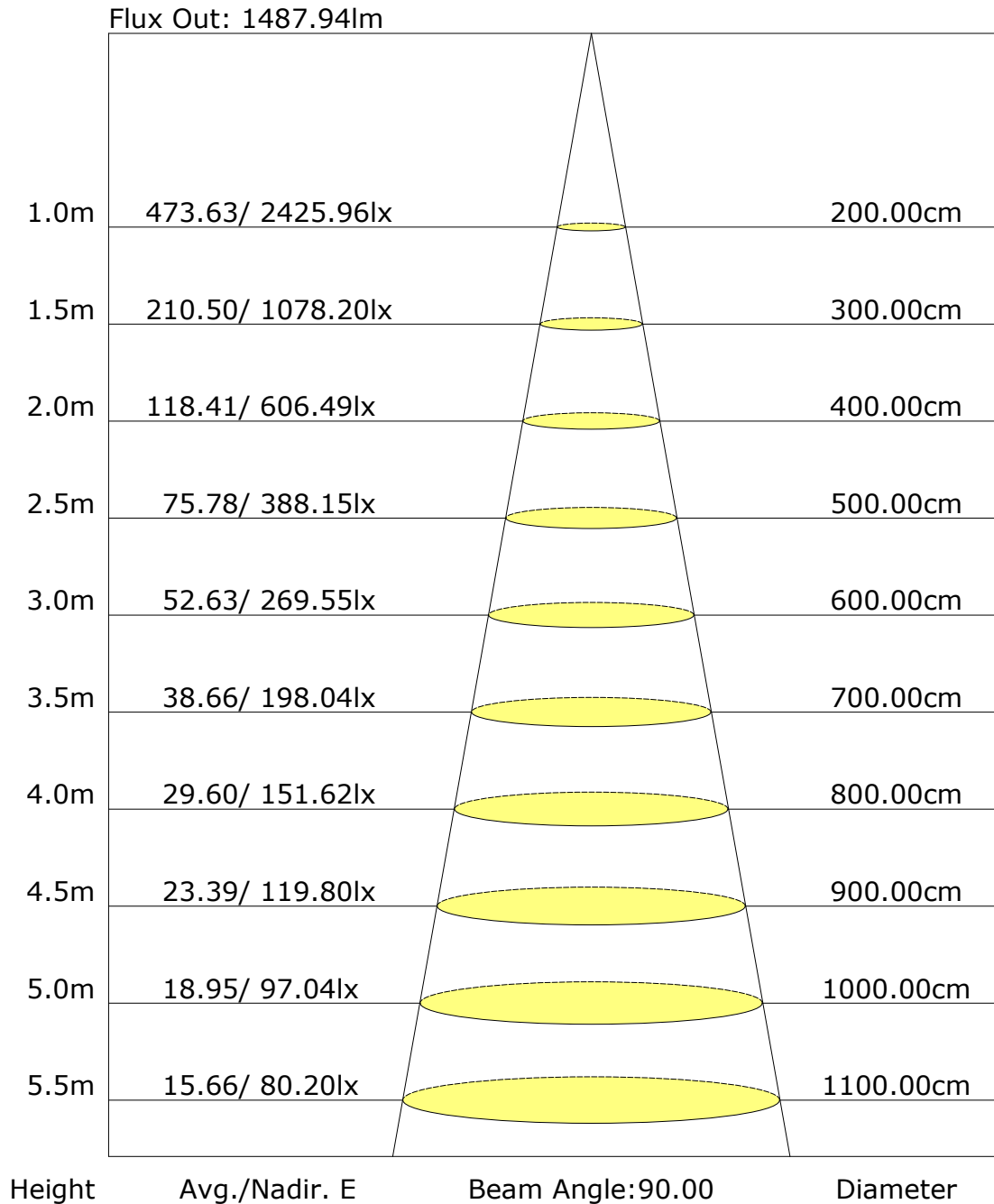
Test Device: CHL-6E

Distance: 3.328 m

Humidity:

Inspector:

The average illuminance effective figure



C Plane (°): 0.0-180.0: 180.0
Test Lab:
Test Type: TYPE C
Temperature:
Operator:

Gamma Plane (°): 0.0-90.0: 1.0
Test Device: CHL-6E
Distance: 3.328 m
Humidity:
Inspector:

Zonal Lumen

Gamma [°]	I _{mean} [cd]	Zonal Flux [lm]	Sum Zonal Flux [lm]	Rel Zonal Flux [%]	Sum Rel Zonal Flux [%]
0.0-1.0	2426.8	2.3	2.3	0.15	0.15
1.0-2.0	2430.6	7.0	9.3	0.45	0.59
2.0-3.0	2439.4	11.7	21.0	0.75	1.34
3.0-4.0	2452.1	16.4	37.4	1.05	2.39
4.0-5.0	2466.8	21.2	58.6	1.36	3.75
5.0-6.0	2482.8	26.1	84.7	1.67	5.42
6.0-7.0	2498.5	31.0	115.7	1.98	7.40
7.0-8.0	2511.9	36.0	151.7	2.30	9.70
8.0-9.0	2521.9	40.9	192.6	2.62	12.32
9.0-10.0	2526.9	45.7	238.3	2.93	15.24
10.0-11.0	2520.9	50.4	288.7	3.22	18.47
11.0-12.0	2498.7	54.6	343.3	3.49	21.96
12.0-13.0	2461.7	58.4	401.7	3.74	25.70
13.0-14.0	2414.5	61.8	463.5	3.95	29.65
14.0-15.0	2361.5	64.8	528.4	4.15	33.80
15.0-16.0	2298.6	67.4	595.7	4.31	38.11
16.0-17.0	2214.3	69.0	664.7	4.41	42.52
17.0-18.0	2104.5	69.4	734.1	4.44	46.96
18.0-19.0	1974.4	68.7	802.8	4.40	51.36
19.0-20.0	1833.4	67.1	869.9	4.29	55.65
20.0-21.0	1688.1	64.8	934.7	4.15	59.80
21.0-22.0	1535.5	61.7	996.5	3.95	63.75
22.0-23.0	1368.2	57.4	1053.9	3.67	67.42
23.0-24.0	1190.5	52.1	1105.9	3.33	70.75
24.0-25.0	1021.9	46.5	1152.4	2.97	73.72
25.0-26.0	879.6	41.5	1193.9	2.66	76.38
26.0-27.0	762.1	37.3	1231.2	2.39	78.77
27.0-28.0	657.6	33.3	1264.5	2.13	80.90
28.0-29.0	559.1	29.3	1293.8	1.87	82.77
29.0-30.0	470.6	25.4	1319.2	1.63	84.39
30.0-31.0	398.6	22.2	1341.4	1.42	85.81
31.0-32.0	340.5	19.5	1360.9	1.25	87.06
32.0-33.0	290.8	17.1	1378.0	1.10	88.16
33.0-34.0	247.5	15.0	1393.0	0.96	89.12
34.0-35.0	212.3	13.2	1406.2	0.84	89.96
35.0-36.0	185.8	11.8	1418.0	0.76	90.72

C Plane (°):0.0-180.0: 180.0
Test Lab:
Test Type: TYPE C
Temperature:
Operator:

Gamma Plane (°):0.0-90.0:1.0
Test Device: CHL-6E
Distance: 3.328 m
Humidity:
Inspector:

Zonal Lumen (Continue 1)

Gamma [°]	I _{mean} [cd]	Zonal Flux [lm]	Sum Zonal Flux [lm]	Rel Zonal Flux [%]	Sum Rel Zonal Flux [%]
36.0-37.0	164.5	10.7	1428.7	0.69	91.40
37.0-38.0	146.1	9.8	1438.5	0.62	92.03
38.0-39.0	130.0	8.9	1447.4	0.57	92.60
39.0-40.0	116.6	8.1	1455.5	0.52	93.12
40.0-41.0	105.4	7.5	1463.0	0.48	93.60
41.0-42.0	95.7	7.0	1470.0	0.44	94.04
42.0-43.0	86.9	6.4	1476.4	0.41	94.45
43.0-44.0	79.1	6.0	1482.4	0.38	94.83
44.0-45.0	72.3	5.6	1487.9	0.36	95.19
45.0-46.0	66.3	5.2	1493.1	0.33	95.52
46.0-47.0	60.8	4.8	1498.0	0.31	95.83
47.0-48.0	55.8	4.5	1502.5	0.29	96.12
48.0-49.0	51.1	4.2	1506.7	0.27	96.39
49.0-50.0	46.9	3.9	1510.6	0.25	96.64
50.0-51.0	43.0	3.6	1514.2	0.23	96.87
51.0-52.0	39.2	3.4	1517.6	0.22	97.09
52.0-53.0	35.6	3.1	1520.7	0.20	97.28
53.0-54.0	32.3	2.8	1523.5	0.18	97.47
54.0-55.0	29.5	2.6	1526.2	0.17	97.64
55.0-56.0	26.9	2.4	1528.6	0.16	97.79
56.0-57.0	24.5	2.2	1530.8	0.14	97.93
57.0-58.0	22.3	2.1	1532.9	0.13	98.07
58.0-59.0	20.5	1.9	1534.8	0.12	98.19
59.0-60.0	19.0	1.8	1536.6	0.12	98.30
60.0-61.0	17.8	1.7	1538.3	0.11	98.41
61.0-62.0	16.6	1.6	1539.9	0.10	98.52
62.0-63.0	15.4	1.5	1541.4	0.10	98.61
63.0-64.0	14.2	1.4	1542.8	0.09	98.70
64.0-65.0	13.3	1.3	1544.1	0.08	98.78
65.0-66.0	12.4	1.2	1545.3	0.08	98.86
66.0-67.0	11.6	1.2	1546.5	0.07	98.94
67.0-68.0	10.9	1.1	1547.6	0.07	99.01
68.0-69.0	10.2	1.0	1548.7	0.07	99.08
69.0-70.0	9.7	1.0	1549.7	0.06	99.14
70.0-71.0	9.1	0.9	1550.6	0.06	99.20
71.0-72.0	8.6	0.9	1551.5	0.06	99.26

C Plane (°):0.0-180.0: 180.0
Test Lab:
Test Type: TYPE C
Temperature:
Operator:

Gamma Plane (°):0.0-90.0:1.0
Test Device: CHL-6E
Distance: 3.328 m
Humidity:
Inspector:

Gamma Plane (°):0.0-90.0:1.0
Test Device: CHL-6E
Distance: 3.328 m
Humidity:
Inspector:

Candlepower Table

Unit: cd

G\C	C0.0	C180.0								
G0.0	2426.0	2426.0								
G1.0	2538.3	2317.1								
G2.0	2659.2	2208.0								
G3.0	2789.3	2101.1								
G4.0	2922.3	1995.7								
G5.0	3055.5	1893.9								
G6.0	3185.4	1796.4								
G7.0	3310.8	1701.6								
G8.0	3427.1	1608.1								
G9.0	3534.2	1518.2								
G10.0	3625.1	1430.2								
G11.0	3681.2	1347.0								
G12.0	3699.6	1267.2								
G13.0	3689.4	1190.6								
G14.0	3662.3	1115.8								
G15.0	3622.6	1045.3								
G16.0	3547.6	978.9								
G17.0	3413.4	917.3								
G18.0	3227.7	859.5								
G19.0	3006.5	804.0								
G20.0	2772.0	751.3								
G21.0	2528.1	700.9								
G22.0	2260.5	652.4								
G23.0	1954.2	605.8								
G24.0	1640.6	561.3								
G25.0	1368.2	517.6								
G26.0	1156.7	475.9								
G27.0	979.3	436.8								
G28.0	814.2	400.4								
G29.0	655.0	366.9								
G30.0	523.9	336.8								
G31.0	425.2	308.6								
G32.0	345.6	282.4								
G33.0	275.9	259.3								
G34.0	216.3	238.5								
G35.0	174.9	219.6								
G36.0	145.9	202.6								

C Plane (°):0.0-180.0: 180.0

Test Lab:

Test Type: TYPE C

Temperature:

Operator:

Gamma Plane (°):0.0-90.0:1.0

Test Device: CHL-6E

Distance: 3.328 m

Humidity:

Inspector:

Candlepower Table (Continue 1)

Unit: cd

G\C	C0.0	C180.0								
G37.0	122.7	186.8								
G38.0	102.4	172.4								
G39.0	86.0	159.3								
G40.0	73.9	147.2								
G41.0	64.1	136.4								
G42.0	55.5	126.8								
G43.0	47.8	117.6								
G44.0	41.7	109.4								
G45.0	36.6	101.7								
G46.0	31.9	95.0								
G47.0	27.8	88.6								
G48.0	24.0	82.8								
G49.0	20.6	77.2								
G50.0	17.5	72.3								
G51.0	14.5	67.5								
G52.0	11.6	63.1								
G53.0	8.9	58.7								
G54.0	6.7	54.9								
G55.0	5.0	51.4								
G56.0	3.5	47.9								
G57.0	2.0	44.7								
G58.0	1.0	41.7								
G59.0	0.5	38.7								
G60.0	0.4	36.5								
G61.0	0.4	33.9								
G62.0	0.3	31.8								
G63.0	0.0	29.4								
G64.0	0.0	27.4								
G65.0	0.0	25.7								
G66.0	0.0	23.8								
G67.0	0.0	22.6								
G68.0	0.0	21.0								
G69.0	0.0	19.9								
G70.0	0.1	18.8								
G71.0	0.0	17.5								
G72.0	0.0	16.9								
G73.0	0.0	16.0								

C Plane (°):0.0-180.0: 180.0
Test Lab:
Test Type: TYPE C
Temperature:
Operator:

Gamma Plane (°):0.0-90.0:1.0
Test Device: CHL-6E
Distance: 3.328 m
Humidity:
Inspector:

Unit: cd

Gamma Plane (°):0.0-90.0:1.0
Test Device: CHL-6E
Distance: 3.328 m
Humidity:
Inspector: