

Report No.: 21.02511 Enko Profile Systems Test Time: 2024-10-06 16:21

Luminaire Property

Luminaire Category:

Length (mm): 586

Height (mm): 45

Current: 0.099 A

Power Factor: 0.953

Width (mm): 20

Voltage: 224.5 V

Power: 21.10 W

Photometric Results

CIE Class: Direct

Measurement Flux: 1771.6 lm

Downward Ratio: 100%

Horizontal Diffuse Angle(50%): H24.1

Vertical Diffuse Angle(50%): V24.1

Luminaire Efficacy Rating (LER): 84

Max. Intensity: 9929.51 cd

Total Rated Lamp Lumens: 1771.6 lm


Efficiency: 100%

Upward Ratio: 0%

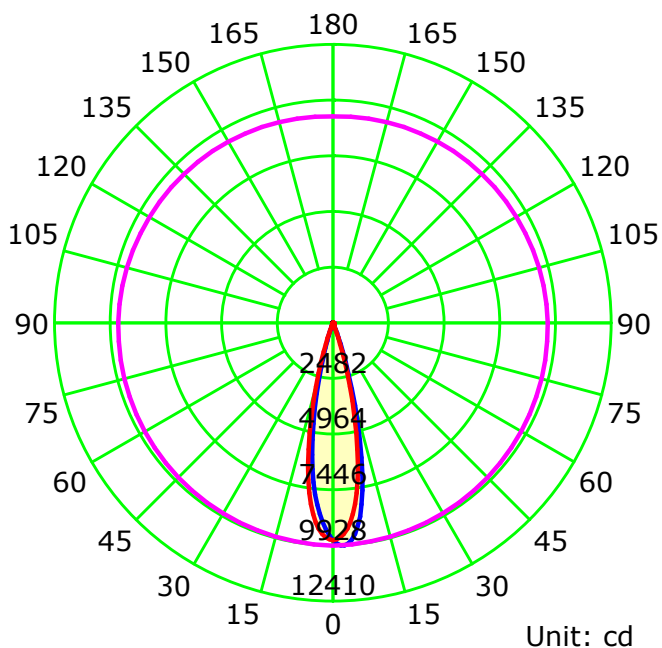
Central Intensity: 9690.16 cd

Pos of Max. Intensity: H0 V2

Picture Of Luminaire



Luminous Intensity Distribution Curve



— C0-C180 — C90-C270 — G2

C Plane (°):0.0-180.0: 180.0

Test Lab:

Test Type: TYPE C

Temperature:

Operator:

Gamma Plane (°):0.0-90.0:1.0

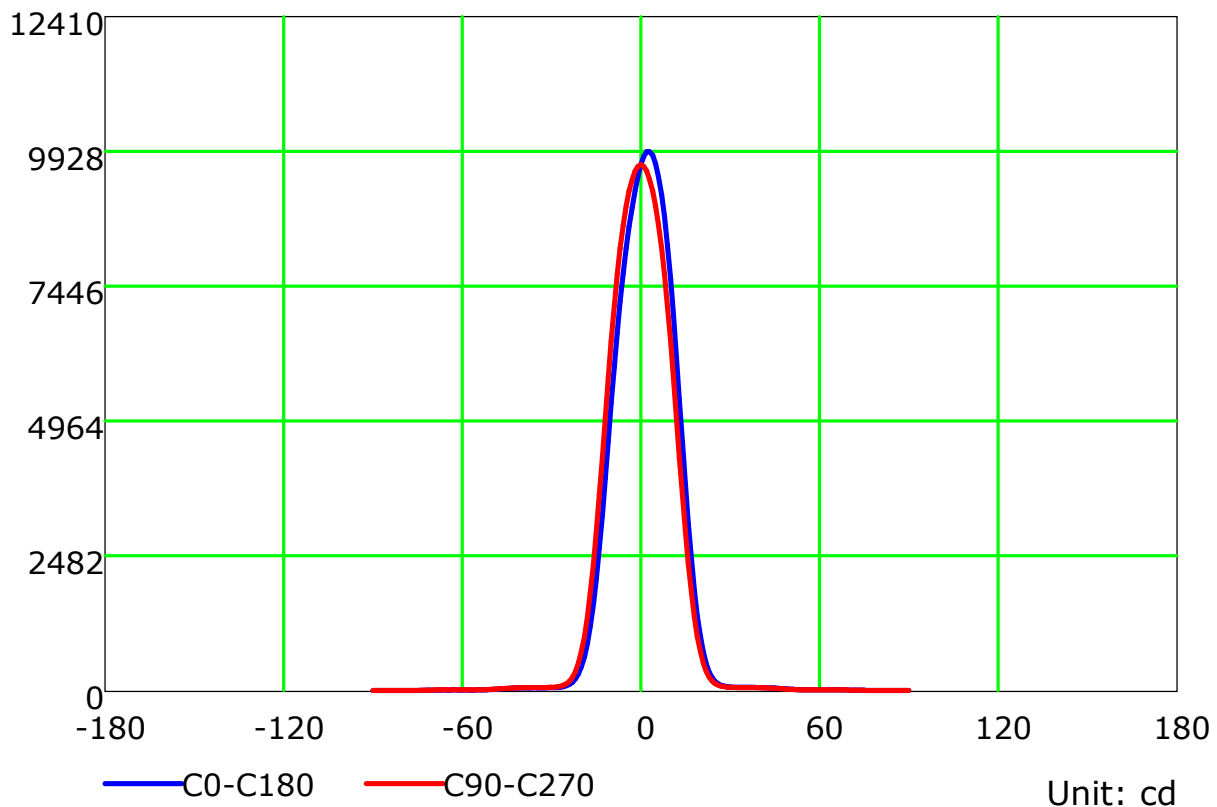
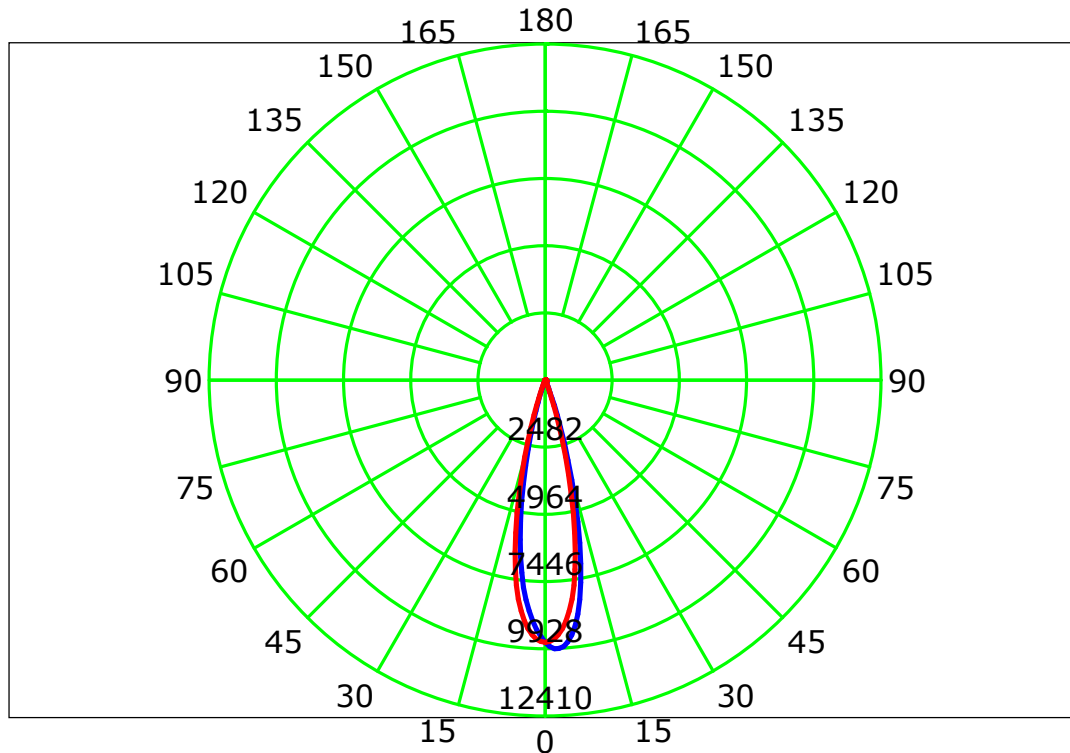
Test Device: CHL-6E

Distance: 3.328 m

Humidity:

Inspector:

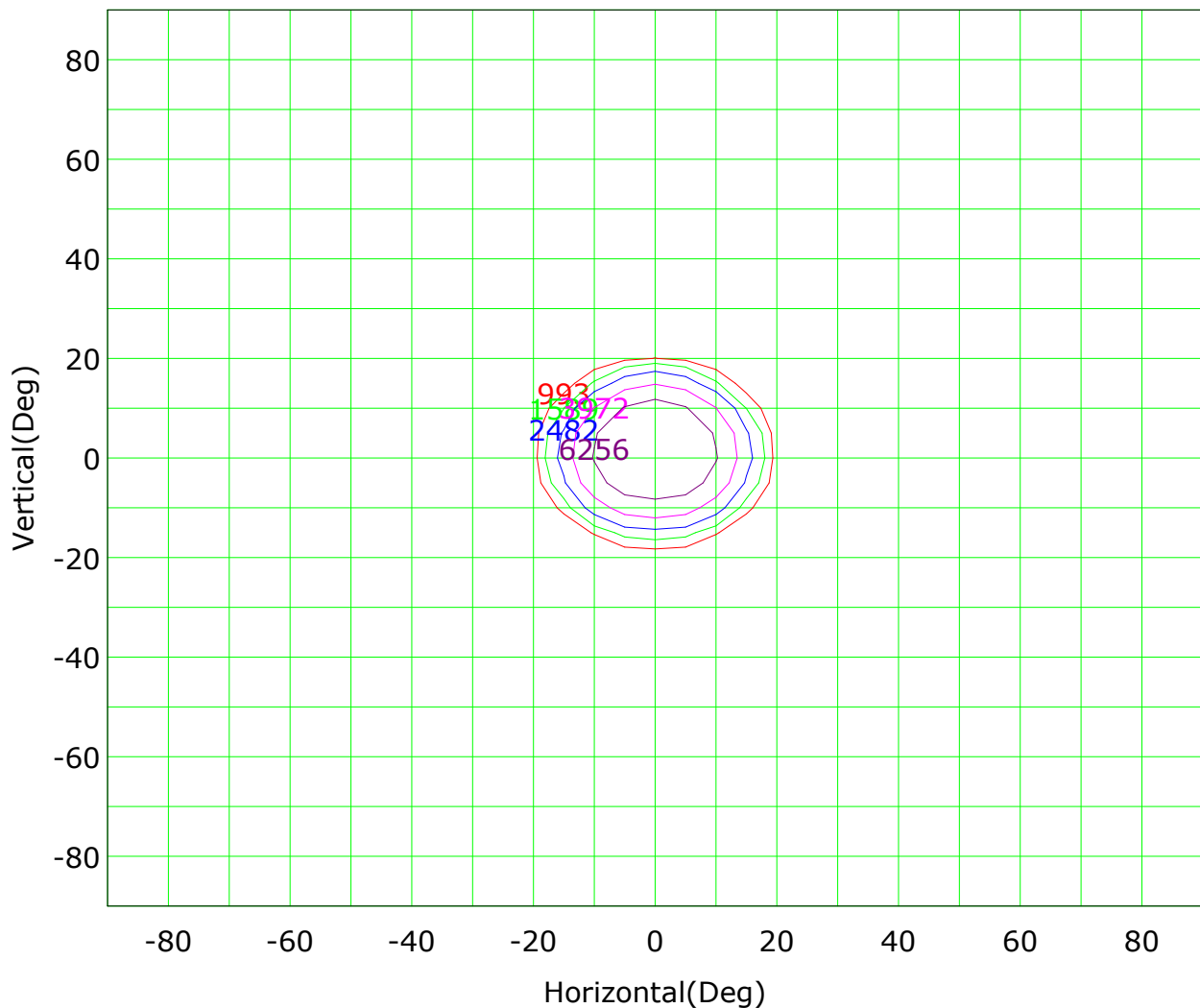
Luminous Intensity Distribution Curve



C Plane (°):0.0-180.0: 180.0
Test Lab:
Test Type: TYPE C
Temperature:
Operator:

Gamma Plane (°):0.0-90.0:1.0
Test Device: CHL-6E
Distance: 3.328 m
Humidity:
Inspector:

Isocandela (rectangle)



Imax (100%): 9930 cd

(10%): 993 cd	(16%): 1589 cd
(25%): 2482 cd	(40%): 3972 cd
(63%): 6256 cd	(100%): 9930 cd

C Plane (°):0.0-180.0: 180.0

Test Lab:

Test Type: TYPE C

Temperature:

Operator:

Gamma Plane (°):0.0-90.0:1.0

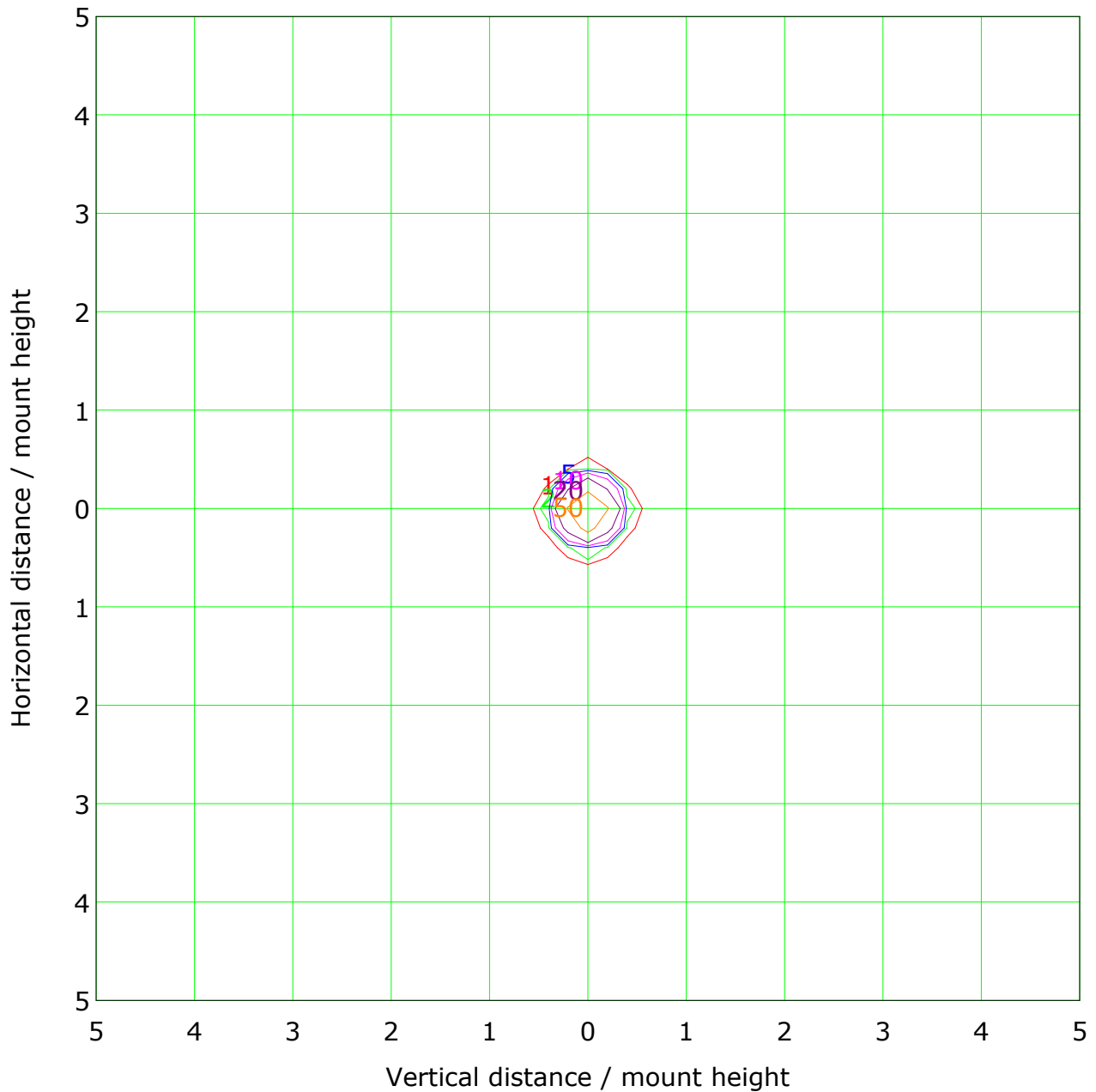
Test Device: CHL-6E

Distance: 3.328 m

Humidity:

Inspector:

IsoLux Plot



Mounting Height: 10m		Max Lux(100%): 99 lx	
(1%):	1 lx	(2%):	2 lx
(5%):	5 lx	(10%):	10 lx
(20%):	20 lx	(50%):	50 lx
(100%):	99 lx		

C Plane (°):0.0-180.0: 180.0

Test Lab:

Test Type: TYPE C

Temperature:

Operator:

Gamma Plane (°):0.0-90.0:1.0

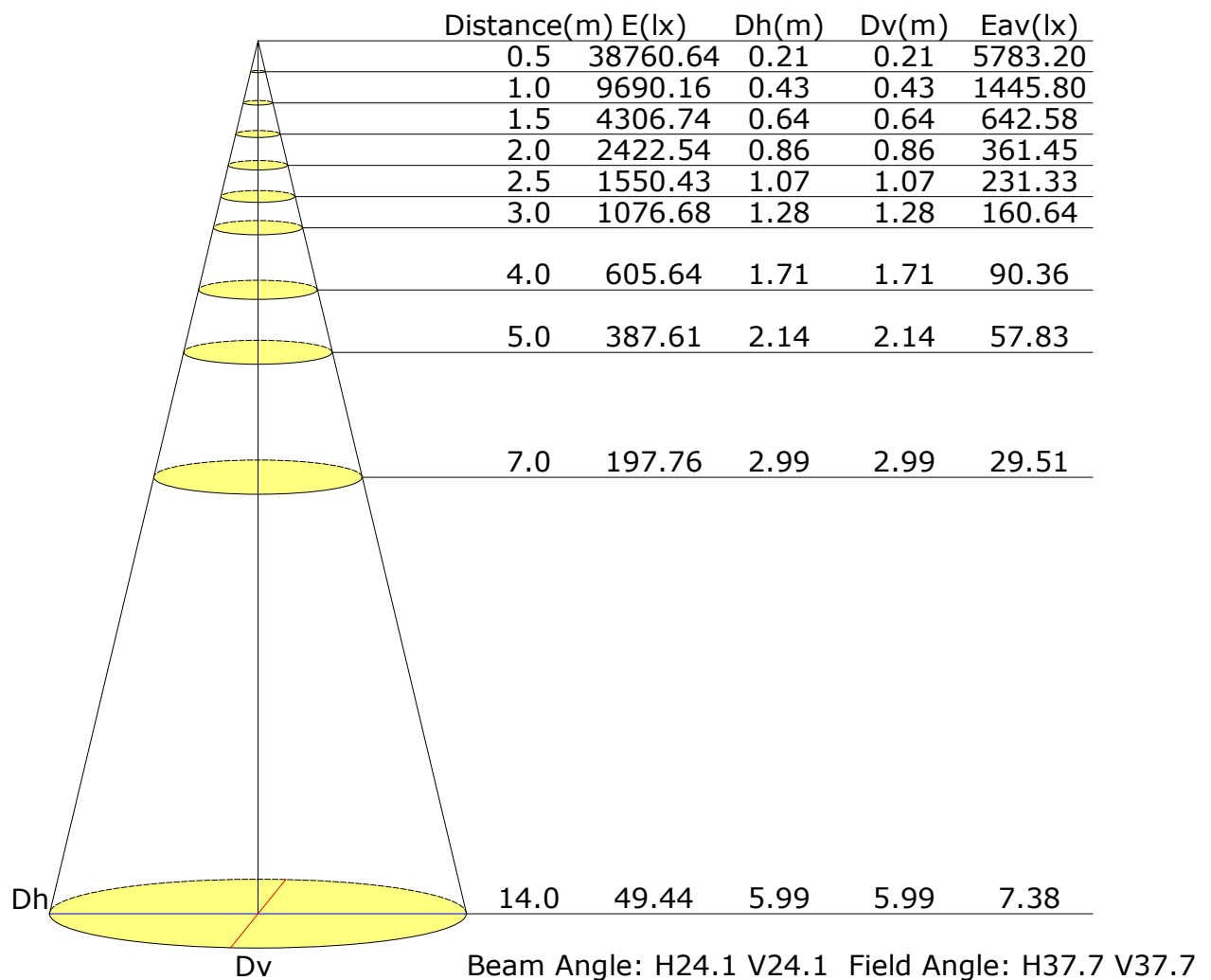
Test Device: CHL-6E

Distance: 3.328 m

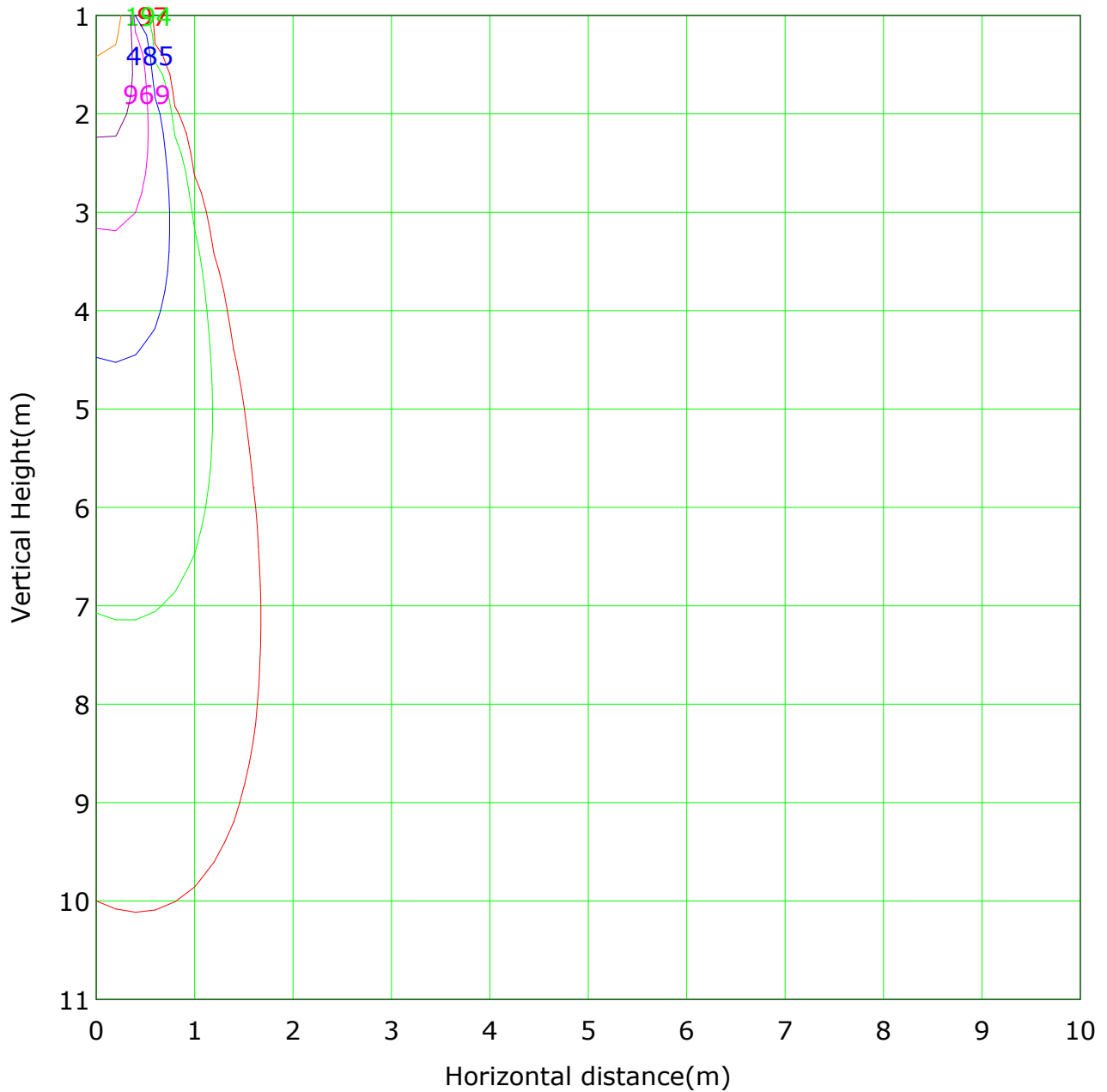
Humidity:

Inspector:

Illuminance at a Distance



Vertical IsoLux Plot

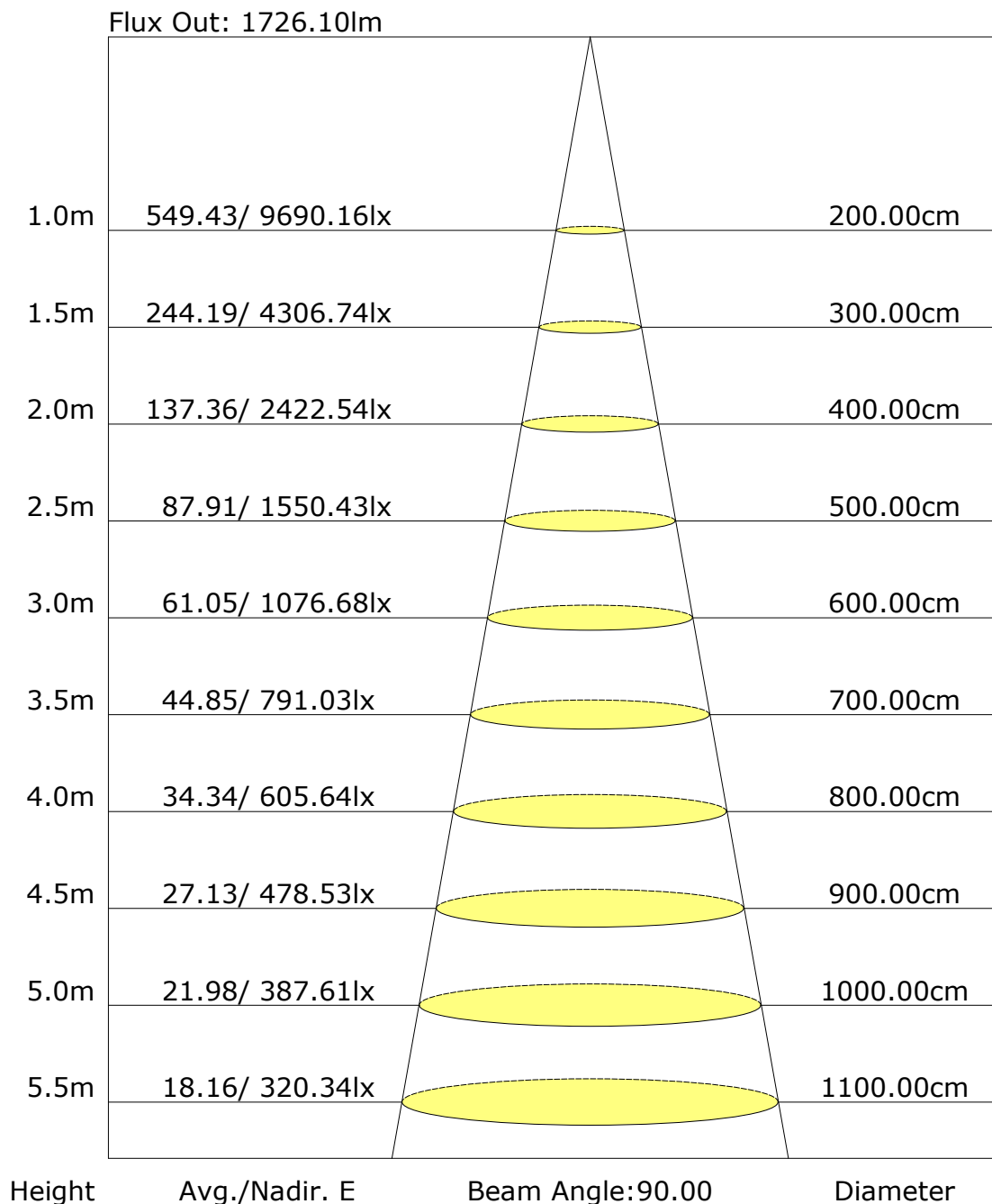


Lowest(m): 1m Highest(m): 11 Max Lux: 9690
— (1%): 97 lx — (2%): 194 lx
— (5%): 485 lx — (10%): 969 lx
— (20%): 1938 lx — (50%): 4845 lx
— (100%): 9690 lx

C Plane (°):0.0-180.0: 180.0
Test Lab:
Test Type: TYPE C
Temperature:
Operator:

Gamma Plane (°):0.0-90.0:1.0
Test Device: CHL-6E
Distance: 3.328 m
Humidity:
Inspector:

The average illuminance effective figure



C Plane (°): 0.0-180.0: 180.0
Test Lab:
Test Type: TYPE C
Temperature:
Operator:

Gamma Plane (°): 0.0-90.0: 1.0
Test Device: CHL-6E
Distance: 3.328 m
Humidity:
Inspector:

Zonal Lumen

Gamma [°]	I _{mean} [cd]	Zonal Flux [lm]	Sum Zonal Flux [lm]	Rel Zonal Flux [%]	Sum Rel Zonal Flux [%]
0.0-1.0	9673.0	9.3	9.3	0.52	0.52
1.0-2.0	9613.8	27.6	36.9	1.56	2.08
2.0-3.0	9493.8	45.4	82.3	2.56	4.64
3.0-4.0	9309.9	62.3	144.6	3.52	8.16
4.0-5.0	9063.4	78.0	222.6	4.40	12.56
5.0-6.0	8749.9	92.0	314.5	5.19	17.75
6.0-7.0	8361.9	103.8	418.3	5.86	23.61
7.0-8.0	7901.5	113.1	531.4	6.38	30.00
8.0-9.0	7368.0	119.4	650.9	6.74	36.74
9.0-10.0	6759.0	122.3	773.2	6.91	43.65
10.0-11.0	6092.3	121.8	895.0	6.87	50.52
11.0-12.0	5386.4	117.8	1012.7	6.65	57.17
12.0-13.0	4664.3	110.7	1123.4	6.25	63.41
13.0-14.0	3950.6	101.1	1224.6	5.71	69.12
14.0-15.0	3271.2	89.8	1314.4	5.07	74.19
15.0-16.0	2641.3	77.4	1391.8	4.37	78.56
16.0-17.0	2075.7	64.6	1456.4	3.65	82.21
17.0-18.0	1587.0	52.3	1508.8	2.95	85.17
18.0-19.0	1181.2	41.1	1549.9	2.32	87.49
19.0-20.0	861.1	31.5	1581.4	1.78	89.26
20.0-21.0	617.1	23.7	1605.1	1.34	90.60
21.0-22.0	435.7	17.5	1622.6	0.99	91.59
22.0-23.0	303.9	12.8	1635.3	0.72	92.31
23.0-24.0	212.2	9.3	1644.6	0.52	92.83
24.0-25.0	152.7	6.9	1651.6	0.39	93.23
25.0-26.0	115.0	5.4	1657.0	0.31	93.53
26.0-27.0	91.0	4.5	1661.5	0.25	93.78
27.0-28.0	76.4	3.9	1665.3	0.22	94.00
28.0-29.0	67.6	3.5	1668.9	0.20	94.20
29.0-30.0	63.3	3.4	1672.3	0.19	94.40
30.0-31.0	61.1	3.4	1675.7	0.19	94.59
31.0-32.0	58.9	3.4	1679.0	0.19	94.78
32.0-33.0	57.3	3.4	1682.4	0.19	94.97
33.0-34.0	56.1	3.4	1685.8	0.19	95.16
34.0-35.0	55.8	3.5	1689.3	0.20	95.36
35.0-36.0	56.4	3.6	1692.9	0.20	95.56

C Plane (°):0.0-180.0: 180.0
Test Lab:
Test Type: TYPE C
Temperature:
Operator:

Gamma Plane (°):0.0-90.0:1.0
Test Device: CHL-6E
Distance: 3.328 m
Humidity:
Inspector:

Zonal Lumen (Continue 1)

Gamma [°]	I _{mean} [cd]	Zonal Flux [lm]	Sum Zonal Flux [lm]	Rel Zonal Flux [%]	Sum Rel Zonal Flux [%]
36.0-37.0	56.4	3.7	1696.6	0.21	95.77
37.0-38.0	56.1	3.7	1700.3	0.21	95.98
38.0-39.0	55.5	3.8	1704.1	0.21	96.19
39.0-40.0	54.2	3.8	1707.9	0.21	96.41
40.0-41.0	53.0	3.8	1711.6	0.21	96.62
41.0-42.0	52.4	3.8	1715.5	0.21	96.83
42.0-43.0	49.9	3.7	1719.1	0.21	97.04
43.0-44.0	46.8	3.5	1722.7	0.20	97.24
44.0-45.0	44.6	3.4	1726.1	0.19	97.43
45.0-46.0	42.1	3.3	1729.4	0.19	97.62
46.0-47.0	38.6	3.1	1732.5	0.17	97.79
47.0-48.0	34.6	2.8	1735.3	0.16	97.95
48.0-49.0	30.5	2.5	1737.8	0.14	98.09
49.0-50.0	26.8	2.2	1740.0	0.13	98.22
50.0-51.0	24.3	2.1	1742.1	0.12	98.33
51.0-52.0	21.2	1.8	1743.9	0.10	98.44
52.0-53.0	18.1	1.6	1745.5	0.09	98.53
53.0-54.0	15.9	1.4	1746.9	0.08	98.61
54.0-55.0	14.0	1.3	1748.1	0.07	98.68
55.0-56.0	13.1	1.2	1749.3	0.07	98.74
56.0-57.0	12.8	1.2	1750.5	0.07	98.81
57.0-58.0	12.5	1.2	1751.6	0.07	98.87
58.0-59.0	12.8	1.2	1752.8	0.07	98.94
59.0-60.0	13.1	1.2	1754.0	0.07	99.01
60.0-61.0	12.8	1.2	1755.3	0.07	99.08
61.0-62.0	12.8	1.2	1756.5	0.07	99.15
62.0-63.0	13.7	1.3	1757.8	0.08	99.22
63.0-64.0	14.0	1.4	1759.2	0.08	99.30
64.0-65.0	13.7	1.4	1760.6	0.08	99.38
65.0-66.0	14.0	1.4	1762.0	0.08	99.46
66.0-67.0	13.7	1.4	1763.3	0.08	99.54
67.0-68.0	12.8	1.3	1764.6	0.07	99.61
68.0-69.0	12.5	1.3	1765.9	0.07	99.68
69.0-70.0	11.2	1.2	1767.1	0.07	99.75
70.0-71.0	10.0	1.0	1768.1	0.06	99.80
71.0-72.0	9.0	0.9	1769.0	0.05	99.86

C Plane (°):0.0-180.0: 180.0
Test Lab:
Test Type: TYPE C
Temperature:
Operator:

Gamma Plane (°):0.0-90.0:1.0
Test Device: CHL-6E
Distance: 3.328 m
Humidity:
Inspector:

Gamma Plane (°):0.0-90.0:1.0
Test Device: CHL-6E
Distance: 3.328 m
Humidity:
Inspector:

Candlepower Table

Unit: cd

G\C	C0.0	C180.0								
G0.0	9690.2	9690.2								
G1.0	9838.5	9473.2								
G2.0	9929.5	9213.9								
G3.0	9929.5	8902.3								
G4.0	9862.2	8545.7								
G5.0	9702.6	8143.1								
G6.0	9463.3	7690.5								
G7.0	9129.2	7164.5								
G8.0	8726.5	6586.0								
G9.0	8199.2	5960.2								
G10.0	7588.3	5288.3								
G11.0	6905.2	4587.6								
G12.0	6139.7	3913.2								
G13.0	5361.8	3242.5								
G14.0	4575.2	2622.9								
G15.0	3817.2	2069.4								
G16.0	3084.2	1594.5								
G17.0	2433.4	1190.5								
G18.0	1856.3	867.7								
G19.0	1380.0	620.8								
G20.0	1006.0	437.6								
G21.0	715.6	309.2								
G22.0	498.7	219.4								
G23.0	344.1	153.3								
G24.0	239.4	112.2								
G25.0	169.5	89.8								
G26.0	127.2	73.6								
G27.0	99.7	63.6								
G28.0	83.5	58.6								
G29.0	73.6	54.8								
G30.0	69.8	54.8								
G31.0	64.8	54.8								
G32.0	63.6	52.4								
G33.0	61.1	52.4								
G34.0	59.8	51.1								
G35.0	59.8	52.4								
G36.0	59.8	53.6								

C Plane (°):0.0-180.0: 180.0

Test Lab:

Test Type: TYPE C

Temperature:

Operator:

Gamma Plane (°):0.0-90.0:1.0

Test Device: CHL-6E

Distance: 3.328 m

Humidity:

Inspector:

Candlepower Table (Continue 1)

Unit: cd

G\C	C0.0	C180.0								
G37.0	59.8	52.4								
G38.0	59.8	52.4								
G39.0	58.6	51.1								
G40.0	57.3	49.9								
G41.0	54.8	49.9								
G42.0	54.8	49.9								
G43.0	49.9	44.9								
G44.0	49.9	42.4								
G45.0	47.4	38.7								
G46.0	44.9	37.4								
G47.0	39.9	32.4								
G48.0	37.4	28.7								
G49.0	32.4	23.7								
G50.0	28.7	22.4								
G51.0	26.2	20.0								
G52.0	22.4	16.2								
G53.0	20.0	13.7								
G54.0	16.2	13.7								
G55.0	13.7	12.5								
G56.0	15.0	11.2								
G57.0	13.7	11.2								
G58.0	13.7	11.2								
G59.0	13.7	12.5								
G60.0	15.0	11.2								
G61.0	13.7	11.2								
G62.0	13.7	12.5								
G63.0	16.2	12.5								
G64.0	16.2	11.2								
G65.0	16.2	11.2								
G66.0	16.2	12.5								
G67.0	16.2	10.0								
G68.0	15.0	10.0								
G69.0	15.0	10.0								
G70.0	11.2	8.7								
G71.0	11.2	8.7								
G72.0	10.0	6.2								
G73.0	10.0	3.7								

C Plane (°):0.0-180.0: 180.0
Test Lab:
Test Type: TYPE C
Temperature:
Operator:

Gamma Plane (°):0.0-90.0:1.0
Test Device: CHL-6E
Distance: 3.328 m
Humidity:
Inspector:

Unit: cd

Gamma Plane (°):0.0-90.0:1.0
Test Device: CHL-6E
Distance: 3.328 m
Humidity:
Inspector: