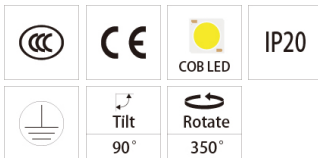
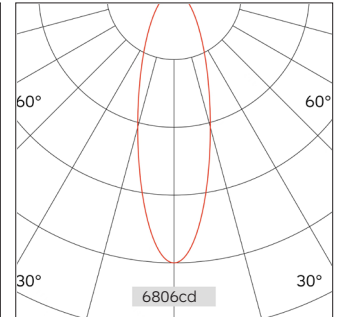
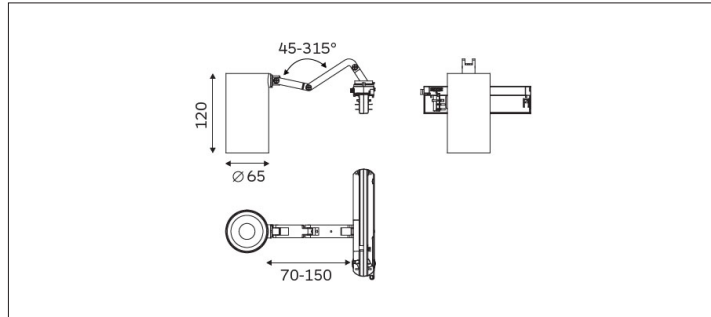


32.06528 Armi Track Lighting



Light Distribution	Armi Track Lighting
Colour Temperature	2700/3000/3500/4000K
Colour Rendition Index	CRI 90
Optics	Lens
Beam Angle	18D/27D/38D/54D
Track Phases	1 Circuit/ 3 Circuit
Connected Load	14W
Luminous Flux Of The Luminaire	1627lm
Luminaire Efficacy	116.21lm/W
Colour Deviation	SDCM<5
Light Source	LED
LED Type	COB
Dimming Method	Triac/0-10V/ Dali
Cover Material	Aluminum
Body Material	Aluminum
IP Rating	IP20
Housing Colour	Sandy White/ Sandy Black
Weight	0.7Kg
Technical Region	220-240V 50/60Hz

Light Beam Talbe		
h(m)	E(lx)	D(m)
		27D
1.0	6806.48	0.48
2.0	1701.62	0.97
3.0	756.28	1.45
4.0	425.40	1.94
5.0	272.26	2.42

Suitable for spaces that need to be slotted. Flexible legs allow the fixture to swivel, adjust and straighten out to meet a variety of depths and complexity of slotted spaces. Mainly used for the need to open the slotted, to realize the lights do not see the fixture of the high-end commercial space.