

Report No.: 86.03513 Reco Profile Systems Test Time: 2024/9/30 14:18

## Luminaire Property

Luminaire Manufacturer:

Luminaire Category:

Lamp Catalog:

Number of Lamps:

Luminous Length (mm): 1225

Luminous Height (mm):

Current: 0.130 A

Power Factor: 0.975

Luminaire Description: 格栅

Lamp Description:

Lumens per Lamp:

Luminous Width (mm): 30

Voltage: 220.2 V

Power: 27.84 W

## Photometric Results

CIE Class: Direct

Measurement Flux: 2628.7 lm

Downward Ratio: 100%

Horizontal Diffuse Angle(50%): H44.6

Vertical Diffuse Angle(50%): V44.8

Luminaire Efficacy Rating (LER): 94.47

Max. Intensity: 4638.45 cd

S/MH(C0/C180): 0.73

Total Rated Lamp Lumens: 2628.7 lm

Efficiency: 100%


Upward Ratio: 0%

C0r0 Intensity: 4635.15 cd

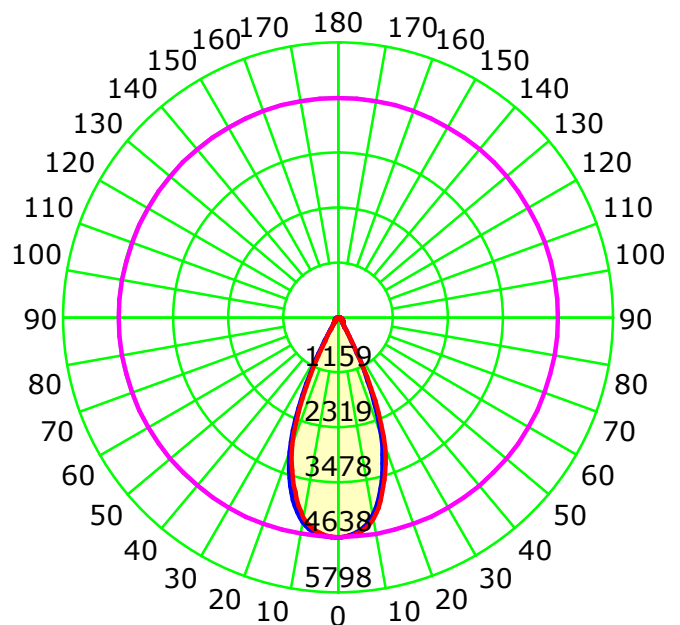
Pos of Max. Intensity: H180 V1

S/MH(C90/C270): 0.74

Picture Of Luminaire



Luminous Intensity Distribution Curve



Unit: cd

Average Diffuse Angle(50%): 44.7°

— C0-C180 — C90-C270 — G1

C Plane (°):0.0-360.0: 90.0

Test Lab: Inventfine instruments

Test Type: TYPE C

Temperature: 26

Operator: Jacky

Gamma Plane (°):0.0-90.0:1.0

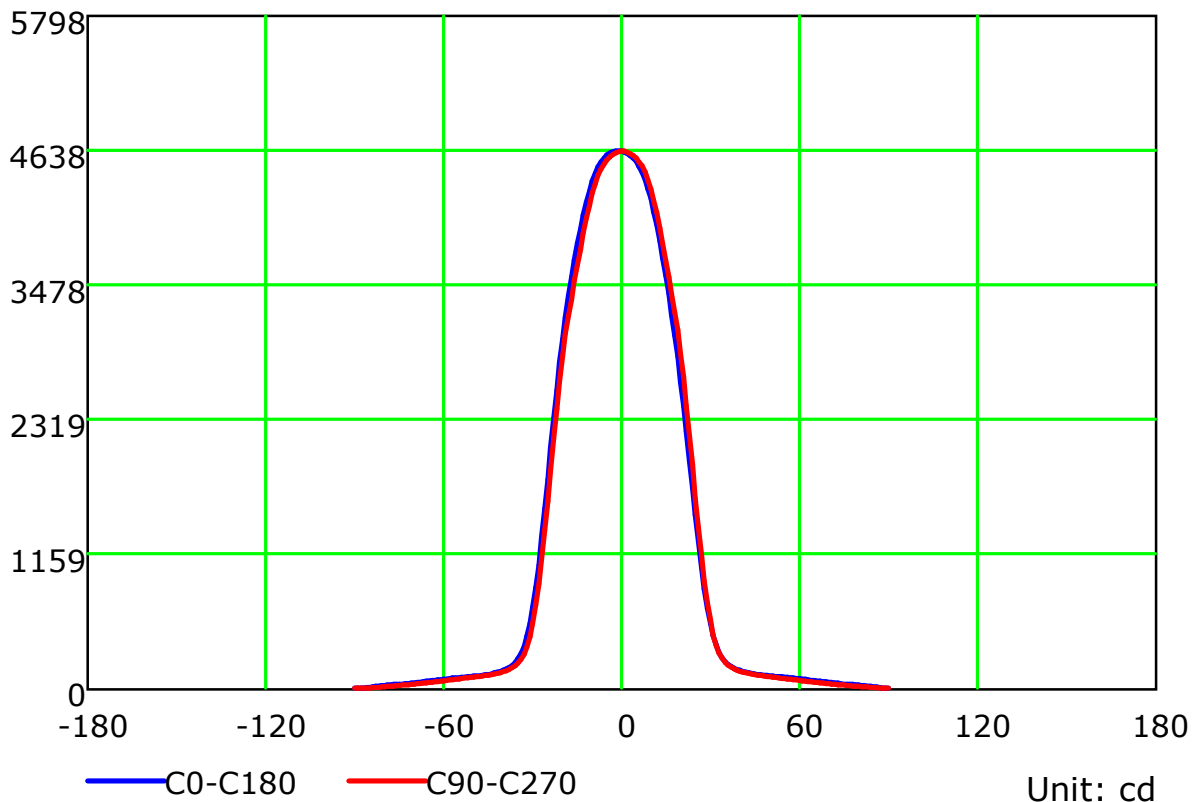
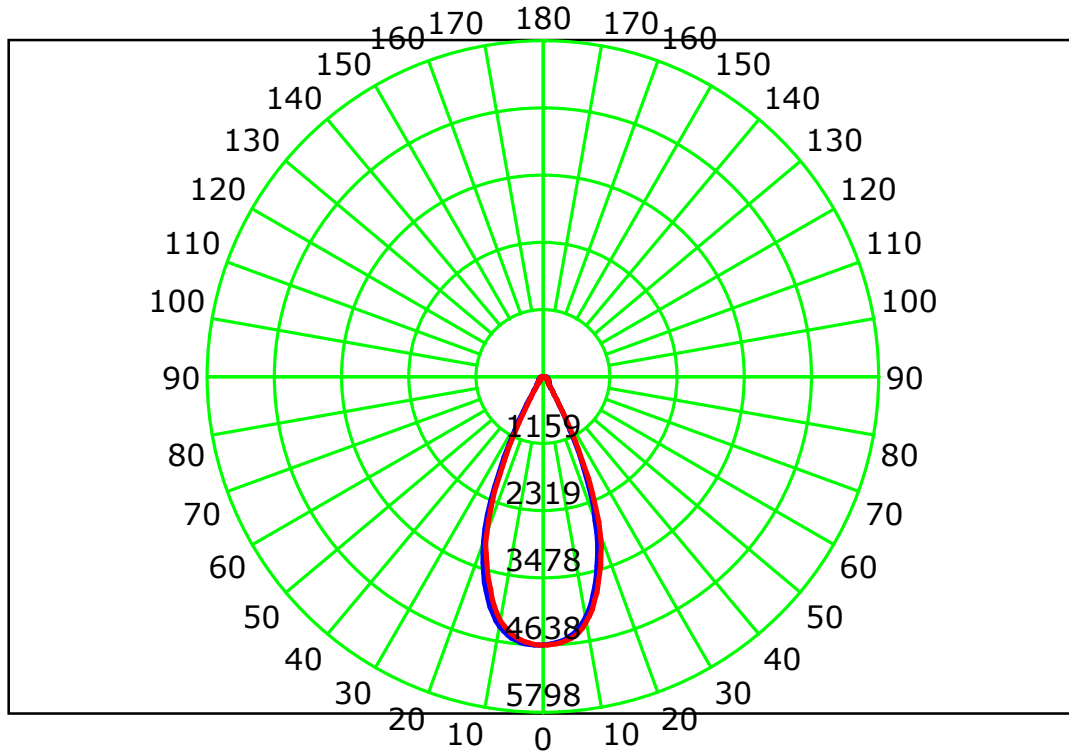
Test Device: GPM-1800B

Distance: 8.684 m [K=1.0000]

Humidity: 65

Inspector:

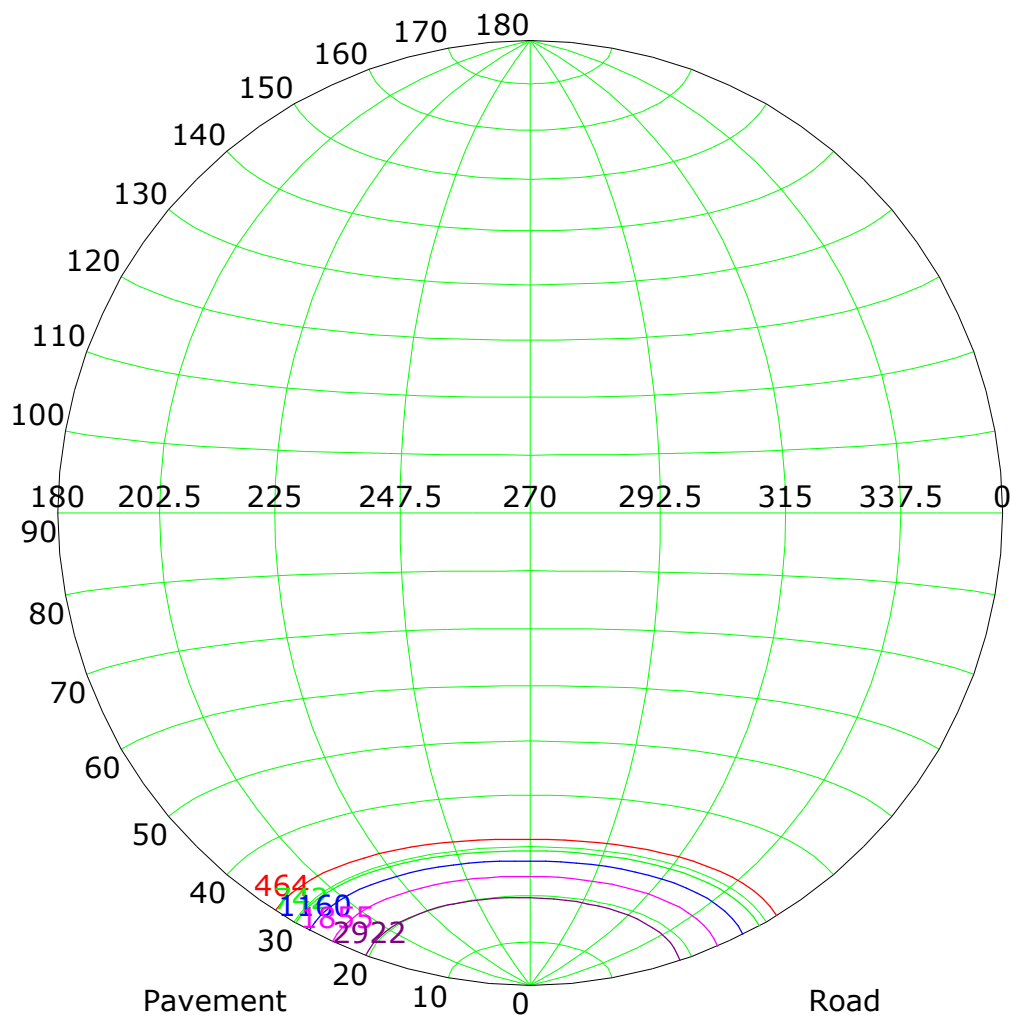
## Luminous Intensity Distribution Curve



C Plane (°): 0.0-360.0: 90.0  
Test Lab: Inventfine instruments  
Test Type: TYPE C  
Temperature: 26  
Operator: Jacky

Gamma Plane (°): 0.0-90.0: 1.0  
Test Device: GPM-1800B  
Distance: 8.684 m [K=1.0000]  
Humidity: 65  
Inspector:

## Isocandela (sphere)



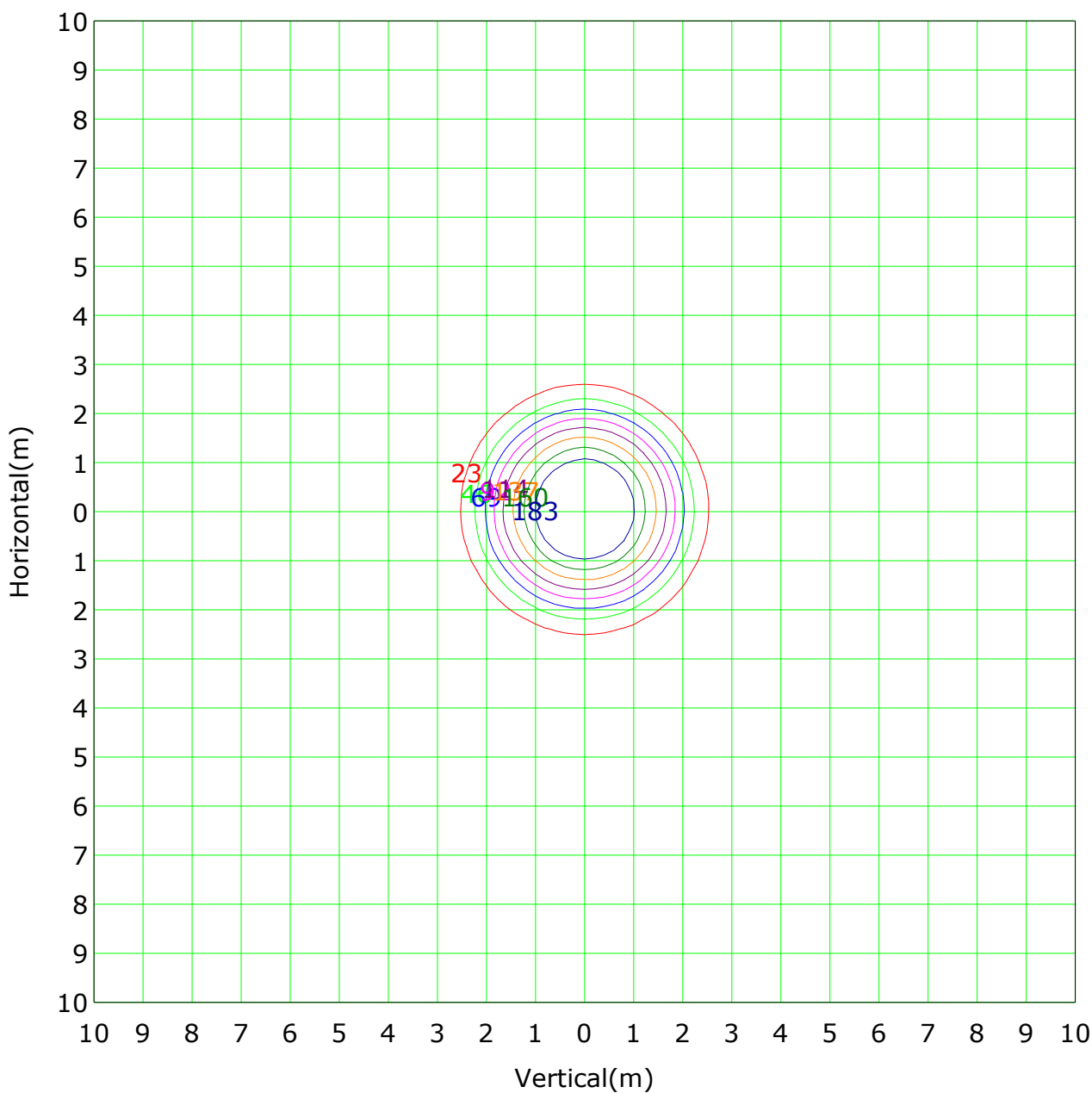
Imax (100%): 4638 cd

( 10%): 464 cd	( 16%): 742 cd
( 25%): 1160 cd	( 40%): 1855 cd
( 63%): 2922 cd	(100%): 4638 cd

C Plane (°):0.0-360.0: 90.0  
Test Lab: Inventfine instruments  
Test Type: TYPE C  
Temperature: 26  
Operator: Jacky

Gamma Plane (°):0.0-90.0:1.0  
Test Device: GPM-1800B  
Distance: 8.684 m [K=1.0000]  
Humidity: 65  
Inspector:

## IsoLux Plot

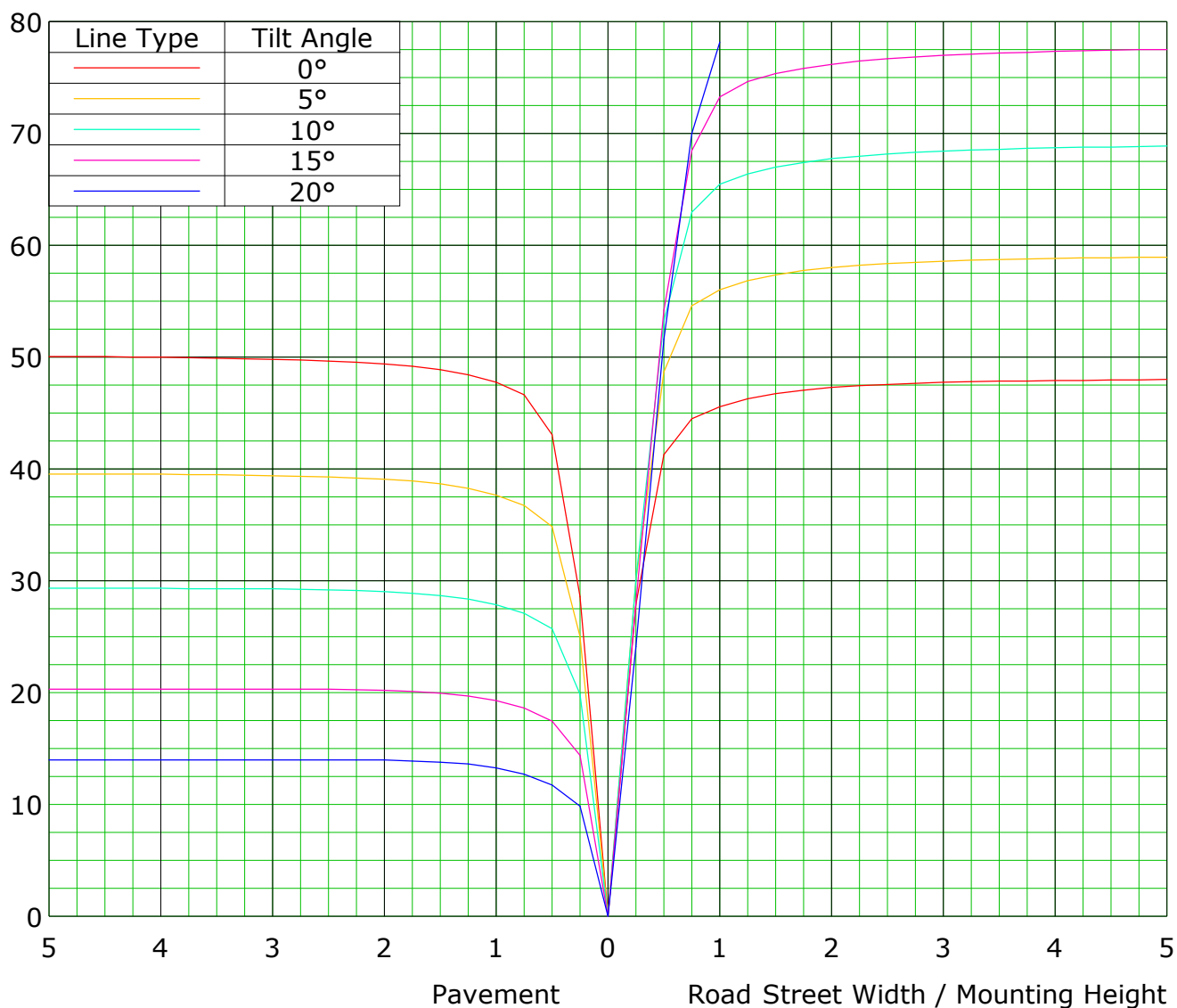


C Plane (°):0.0-360.0: 90.0  
Test Lab: Inventfine instruments  
Test Type: TYPE C  
Temperature: 26  
Operator: Jacky

Gamma Plane (°):0.0-90.0:1.0  
Test Device: GPM-1800B  
Distance: 8.684 m [K=1.0000]  
Humidity: 65  
Inspector:

## Roadway CU Curve

Efficiency(%)

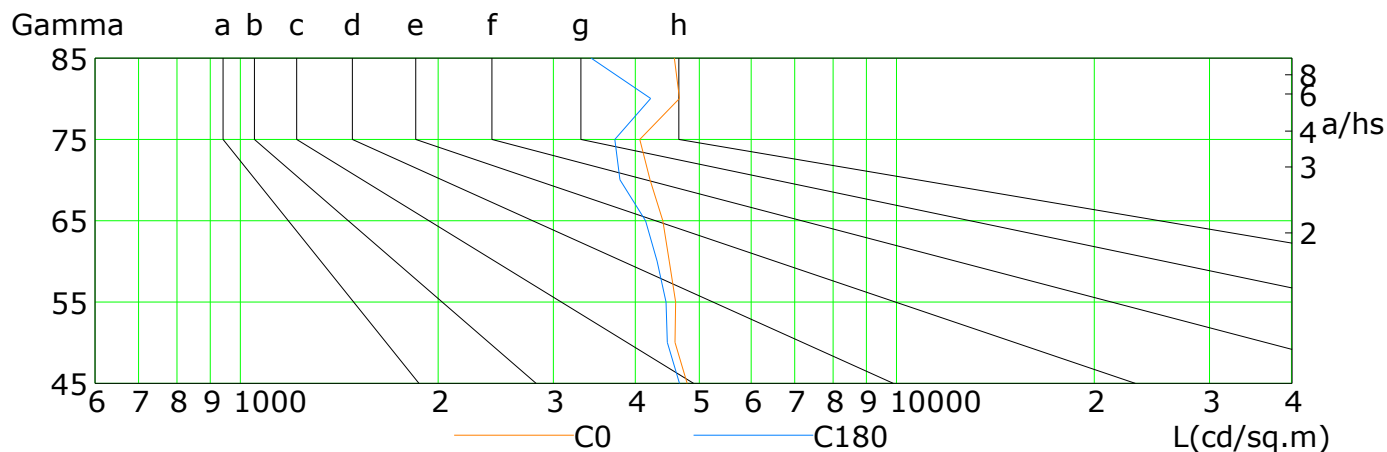
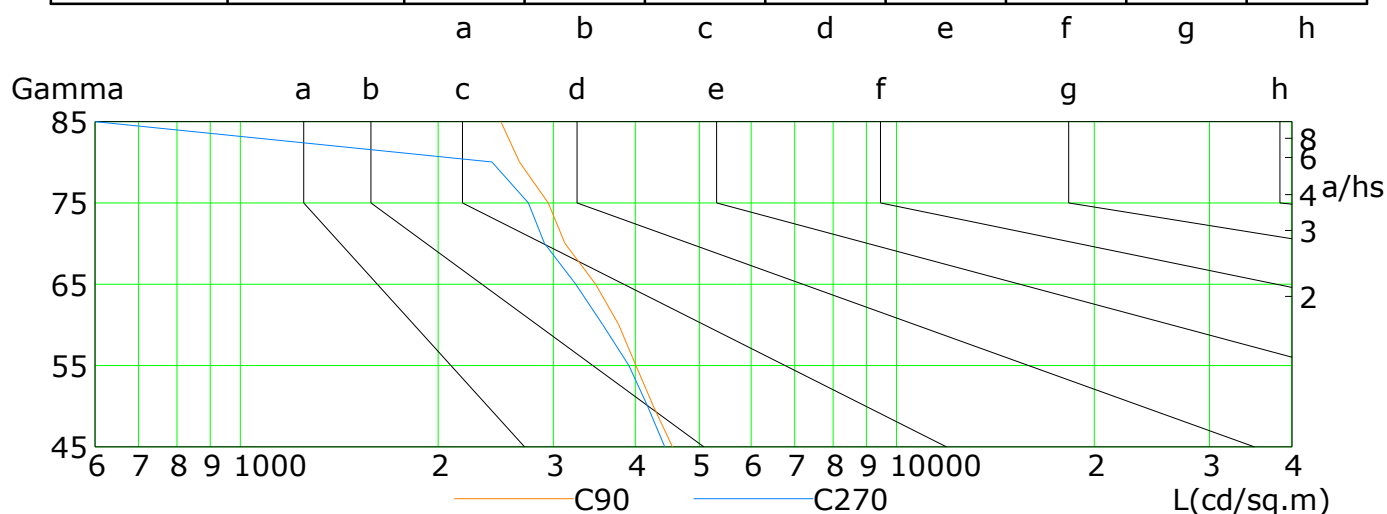


C Plane (°):0.0-360.0: 90.0  
Test Lab: Inventfine instruments  
Test Type: TYPE C  
Temperature: 26  
Operator: Jacky

Gamma Plane (°):0.0-90.0:1.0  
Test Device: GPM-1800B  
Distance: 8.684 m [K=1.0000]  
Humidity: 65  
Inspector:

## Lum Limit Curve

Dazzle	Quality	Illuminance (lx)							
1.15	A	2000	1000	500	<=300				
1.50	B		2000	1000	500	<=300			
1.85	C			2000	1000	500	<=300		
2.20	D				2000	1000	500	<=300	
2.55	E					2000	1000	500	<=300

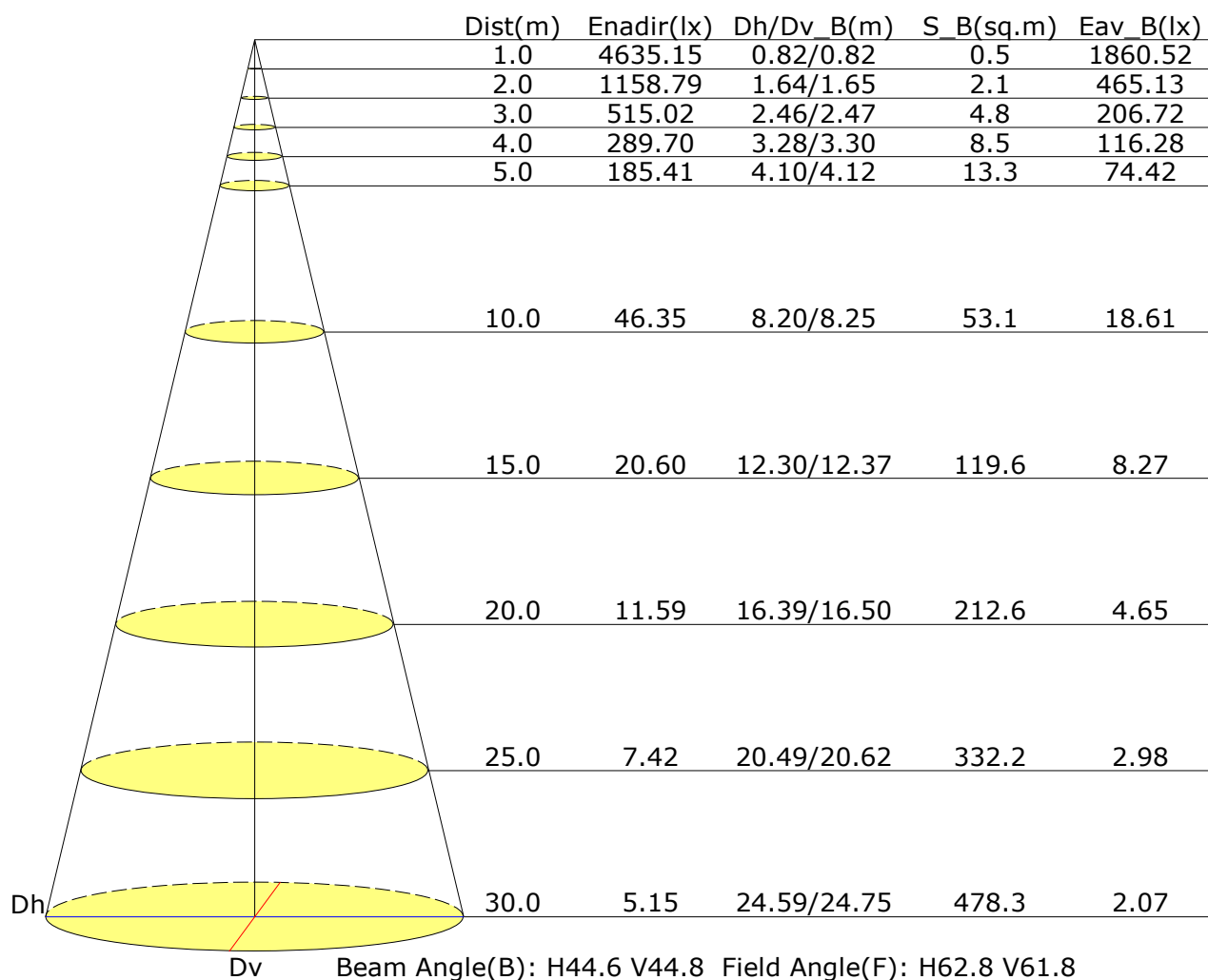


L(cd/sq.m)	G45	G50	G55	G60	G65	G70	G75	G80	G85
C0	4795	4593	4606	4508	4406	4208	4062	4670	4583
C90	4550	4256	4004	3769	3476	3124	2943	2664	2497
C180	4668	4478	4450	4314	4149	3788	3717	4222	3426
C270	4435	4172	3909	3567	3246	2909	2748	2417	0

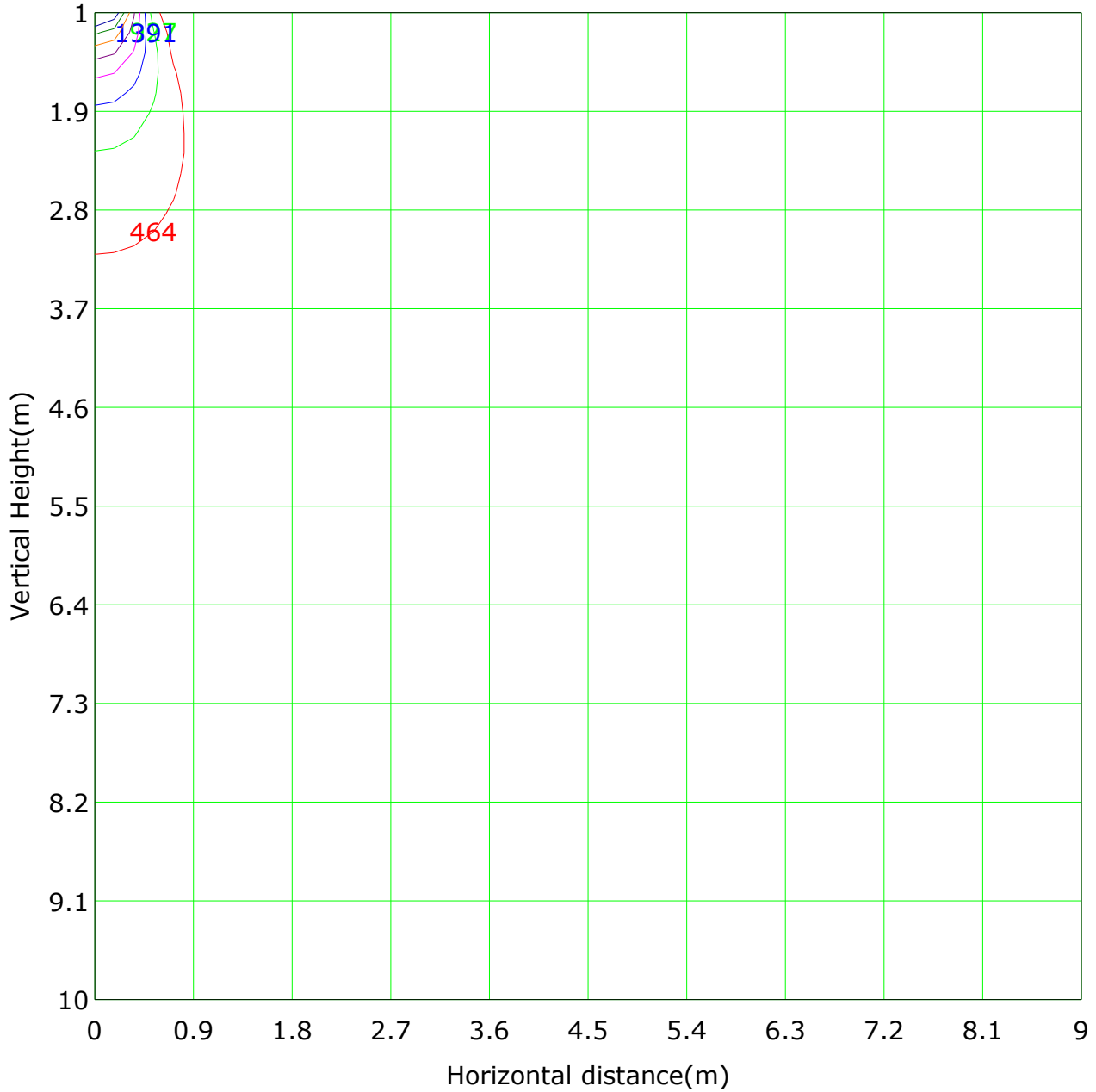
C Plane (°):0.0-360.0: 90.0  
Test Lab: Inventfine instruments  
Test Type: TYPE C  
Temperature: 26  
Operator: Jacky

Gamma Plane (°):0.0-90.0:1.0  
Test Device: GPM-1800B  
Distance: 8.684 m [K=1.0000]  
Humidity: 65  
Inspector:

## Illuminance at a Distance



## Vertical IsoLux Plot



Lowest(m): 1.0m    Highest(m): 10.0m    Max Lux: 4635.2 lx

— ( 10%): 463.5 lx	— ( 20%): 927.0 lx
— ( 30%):1390.5 lx	— ( 40%):1854.1 lx
— ( 50%):2317.6 lx	— ( 60%):2781.1 lx
— ( 70%):3244.6 lx	— ( 80%):3708.1 lx

C Plane (°):0.0-360.0: 90.0  
Test Lab: Inventfine instruments  
Test Type: TYPE C  
Temperature: 26  
Operator: Jacky

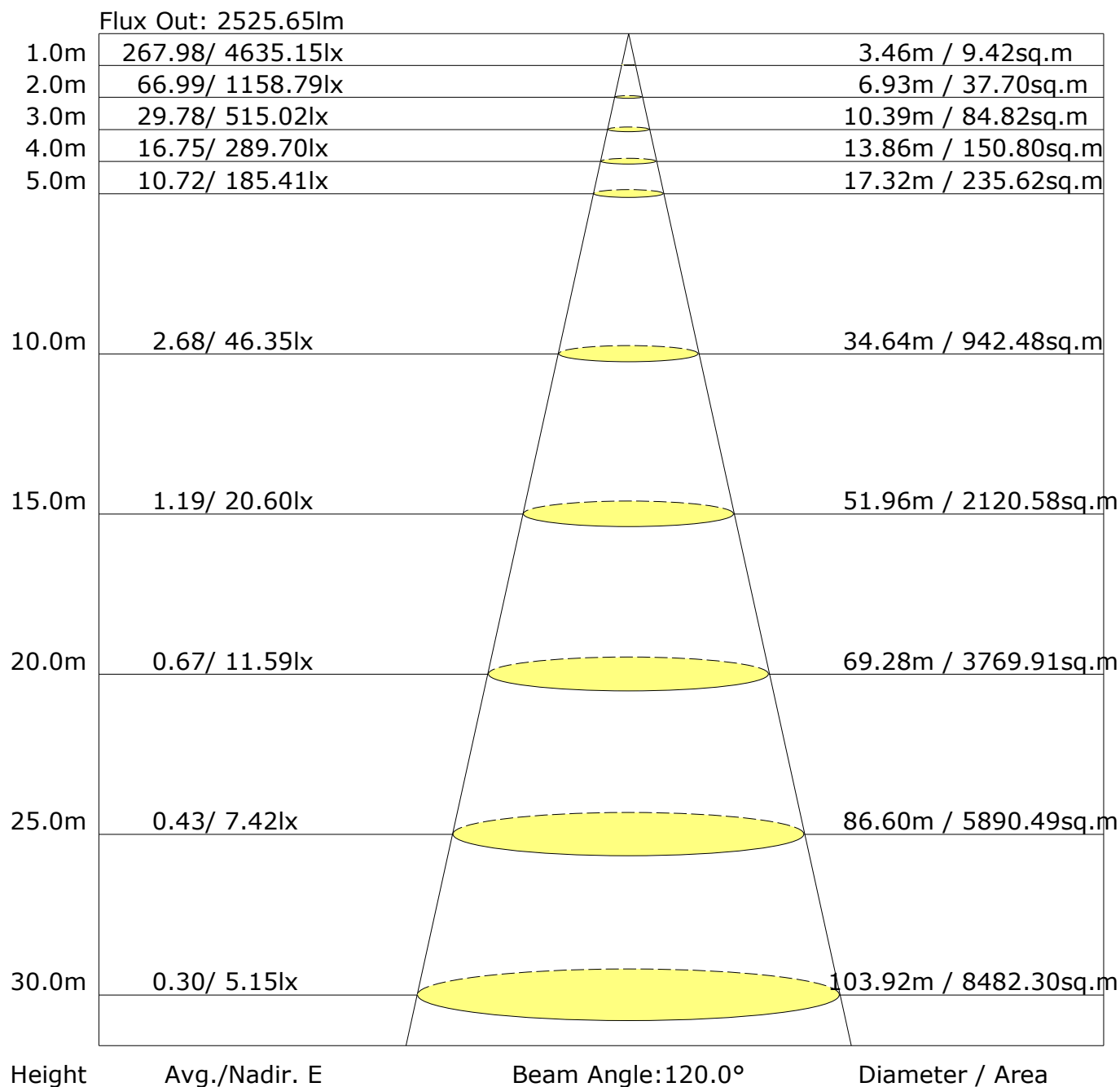
Gamma Plane (°):0.0-90.0:1.0  
Test Device: GPM-1800B  
Distance: 8.684 m [K=1.0000]  
Humidity: 65  
Inspector:

## Unit: lm

Horizontal plane

Gamma Plane (°):0.0-90.0:1.0  
Test Device: GPM-1800B  
Distance: 8.684 m [K=1.0000]  
Humidity: 65  
Inspector:

## The Average Illuminance Effective Figure



C Plane (°): 0.0-360.0: 90.0  
Test Lab: Inventfine instruments  
Test Type: TYPE C  
Temperature: 26  
Operator: Jacky

Gamma Plane (°): 0.0-90.0: 1.0  
Test Device: GPM-1800B  
Distance: 8.684 m [K=1.0000]  
Humidity: 65  
Inspector:

## UGR Table

Reflectance:										
Ceiling (cavity)	0.7	0.7	0.5	0.5	0.3	0.7	0.7	0.5	0.5	0.3
Wall	0.5	0.3	0.5	0.3	0.3	0.5	0.3	0.5	0.3	0.3
Reference plane	0.2	0.2	0.2	0.2	0.2	0.2	0.2	0.2	0.2	0.2
Room dimensions	Viewed crosswise					Viewed endwise				
X=2H Y=2H	12.7	13.5	13.0	13.8	14.0	12.1	13.0	12.4	13.2	13.4
3H	14.3	15.0	14.6	15.2	15.5	13.3	14.1	13.6	14.3	14.5
4H	14.9	15.6	15.2	15.9	16.2	13.8	14.5	14.1	14.8	15.0
6H	15.6	16.3	15.9	16.5	16.8	14.2	14.8	14.5	15.1	15.4
8H	15.9	16.5	16.3	16.8	17.1	14.3	14.9	14.6	15.2	15.5
12H	16.1	16.7	16.5	17.1	17.4	14.4	15.0	14.7	15.3	15.6
X=4H Y=2H	13.3	14.0	13.6	14.2	14.5	12.8	13.5	13.1	13.8	14.0
3H	15.0	15.6	15.3	15.9	16.2	14.2	14.8	14.5	15.1	15.4
4H	15.8	16.3	16.2	16.7	17.0	14.8	15.3	15.2	15.7	16.0
6H	16.6	17.1	17.0	17.5	17.9	15.3	15.8	15.7	16.1	16.5
8H	17.0	17.4	17.4	17.8	18.2	15.5	15.9	15.9	16.3	16.7
12H	17.3	17.7	17.7	18.1	18.5	15.6	15.9	16.0	16.4	16.8
X=8H Y=4H	16.0	16.5	16.5	16.9	17.3	15.2	15.6	15.6	16.0	16.4
6H	17.0	17.4	17.5	17.8	18.3	15.8	16.2	16.3	16.6	17.1
8H	17.5	17.8	18.0	18.3	18.8	16.1	16.4	16.5	16.8	17.3
12H	17.9	18.2	18.4	18.7	19.1	16.2	16.5	16.7	17.0	17.5
X=12H Y=4H	16.0	16.4	16.5	16.8	17.3	15.2	15.6	15.6	16.0	16.4
6H	17.1	17.4	17.6	17.9	18.3	15.9	16.2	16.4	16.7	17.2
8H	17.6	17.9	18.1	18.4	18.9	16.2	16.5	16.7	17.0	17.5
Variations with the observer position at spacings:										
S=1.0H	+0.4/-0.3					+0.4/-0.3				
S=1.5H	+0.7/-0.5					+0.9/-0.7				
S=2.0H	+1.2/-0.8					+1.5/-1.3				

Calculate in accordance with CIE Pub.117. The table is revised with 2629lm ( $8\log(F/F_0) = 3.4$ ).

C Plane (°):0.0-360.0: 90.0  
 Test Lab: Inventfine instruments  
 Test Type: TYPE C  
 Temperature: 26  
 Operator: Jacky

Gamma Plane (°):0.0-90.0:1.0  
 Test Device: GPM-1800B  
 Distance: 8.684 m [K=1.0000]  
 Humidity: 65  
 Inspector:

## Zonal Lumen

Gamma [°]	I <sub>mean</sub> [cd]	Zonal Flux [lm]	Sum Zonal Flux [lm]	Rel Zonal Flux [%]	Sum Rel Zonal Flux [%]
0.0-1.0	4634.0	4.4	4.4	0.17	0.17
1.0-2.0	4628.8	13.3	17.7	0.51	0.67
2.0-3.0	4618.6	22.1	39.8	0.84	1.51
3.0-4.0	4603.0	30.8	70.6	1.17	2.69
4.0-5.0	4581.5	39.4	110.0	1.50	4.19
5.0-6.0	4553.0	47.9	157.9	1.82	6.01
6.0-7.0	4516.3	56.1	214.0	2.13	8.14
7.0-8.0	4468.4	64.0	277.9	2.43	10.57
8.0-9.0	4407.7	71.4	349.4	2.72	13.29
9.0-10.0	4334.6	78.5	427.8	2.98	16.28
10.0-11.0	4245.0	84.8	512.7	3.23	19.50
11.0-12.0	4142.2	90.6	603.2	3.45	22.95
12.0-13.0	4024.2	95.5	698.7	3.63	26.58
13.0-14.0	3892.5	99.6	798.4	3.79	30.37
14.0-15.0	3755.9	103.1	901.5	3.92	34.30
15.0-16.0	3612.6	105.9	1007.4	4.03	38.32
16.0-17.0	3460.7	107.8	1115.2	4.10	42.42
17.0-18.0	3302.4	108.9	1224.1	4.14	46.57
18.0-19.0	3137.2	109.2	1333.2	4.15	50.72
19.0-20.0	2953.2	108.1	1441.3	4.11	54.83
20.0-21.0	2749.4	105.6	1546.9	4.02	58.85
21.0-22.0	2525.7	101.5	1648.4	3.86	62.71
22.0-23.0	2282.3	95.8	1744.2	3.64	66.35
23.0-24.0	2030.0	88.8	1833.0	3.38	69.73
24.0-25.0	1770.7	80.5	1913.5	3.06	72.79
25.0-26.0	1516.4	71.6	1985.1	2.72	75.52
26.0-27.0	1273.5	62.3	2047.4	2.37	77.89
27.0-28.0	1045.9	53.0	2100.3	2.01	79.90
28.0-29.0	847.9	44.4	2144.7	1.69	81.59
29.0-30.0	680.5	36.7	2181.5	1.40	82.99
30.0-31.0	542.5	30.2	2211.7	1.15	84.14
31.0-32.0	434.2	24.9	2236.5	0.95	85.08
32.0-33.0	353.0	20.8	2257.3	0.79	85.87
33.0-34.0	293.7	17.8	2275.1	0.68	86.55
34.0-35.0	250.8	15.6	2290.7	0.59	87.14
35.0-36.0	220.2	14.0	2304.7	0.53	87.68

C Plane (°):0.0-360.0: 90.0  
 Test Lab: Inventfine instruments  
 Test Type: TYPE C  
 Temperature: 26  
 Operator: Jacky

Gamma Plane (°):0.0-90.0:1.0  
 Test Device: GPM-1800B  
 Distance: 8.684 m [K=1.0000]  
 Humidity: 65  
 Inspector:

## Zonal Lumen (Continue 1)

Gamma [°]	I <sub>mean</sub> [cd]	Zonal Flux [lm]	Sum Zonal Flux [lm]	Rel Zonal Flux [%]	Sum Rel Zonal Flux [%]
36.0-37.0	197.2	12.9	2317.6	0.49	88.17
37.0-38.0	179.7	12.0	2329.6	0.46	88.62
38.0-39.0	166.3	11.4	2340.9	0.43	89.05
39.0-40.0	155.6	10.9	2351.8	0.41	89.47
40.0-41.0	146.9	10.5	2362.2	0.40	89.86
41.0-42.0	139.5	10.1	2372.4	0.39	90.25
42.0-43.0	132.9	9.8	2382.2	0.37	90.62
43.0-44.0	127.0	9.6	2391.8	0.36	90.99
44.0-45.0	122.1	9.4	2401.2	0.36	91.35
45.0-46.0	117.7	9.2	2410.4	0.35	91.70
46.0-47.0	113.7	9.0	2419.4	0.34	92.04
47.0-48.0	110.2	8.9	2428.3	0.34	92.38
48.0-49.0	107.2	8.8	2437.2	0.33	92.71
49.0-50.0	104.6	8.7	2445.9	0.33	93.05
50.0-51.0	102.0	8.6	2454.5	0.33	93.37
51.0-52.0	99.3	8.5	2463.0	0.32	93.70
52.0-53.0	96.7	8.4	2471.4	0.32	94.02
53.0-54.0	93.8	8.3	2479.7	0.31	94.33
54.0-55.0	90.9	8.1	2487.8	0.31	94.64
55.0-56.0	88.0	8.0	2495.8	0.30	94.94
56.0-57.0	85.0	7.8	2503.5	0.30	95.24
57.0-58.0	81.8	7.6	2511.1	0.29	95.53
58.0-59.0	78.8	7.4	2518.5	0.28	95.81
59.0-60.0	75.8	7.2	2525.7	0.27	96.08
60.0-61.0	72.8	6.9	2532.6	0.26	96.35
61.0-62.0	69.8	6.7	2539.3	0.26	96.60
62.0-63.0	66.8	6.5	2545.8	0.25	96.85
63.0-64.0	63.8	6.3	2552.1	0.24	97.09
64.0-65.0	60.8	6.0	2558.1	0.23	97.32
65.0-66.0	57.8	5.8	2563.9	0.22	97.54
66.0-67.0	54.6	5.5	2569.4	0.21	97.74
67.0-68.0	51.4	5.2	2574.6	0.20	97.94
68.0-69.0	48.5	4.9	2579.5	0.19	98.13
69.0-70.0	45.6	4.7	2584.2	0.18	98.31
70.0-71.0	42.9	4.4	2588.6	0.17	98.48
71.0-72.0	40.4	4.2	2592.8	0.16	98.64

C Plane (°):0.0-360.0: 90.0  
Test Lab: Inventfine instruments  
Test Type: TYPE C  
Temperature: 26  
Operator: Jacky

Gamma Plane (°):0.0-90.0:1.0  
Test Device: GPM-1800B  
Distance: 8.684 m [K=1.0000]  
Humidity: 65  
Inspector:

[illegible]

Gamma Plane (°):0.0-90.0:1.0  
Test Device: GPM-1800B  
Distance: 8.684 m [K=1.0000]  
Humidity: 65  
Inspector:

## Zonal Lumen (Continue 3)

cone flux(90°): 2401.19 lm

%lum = 91.3%

%lamp = 91.3%

cone flux(120°): 2525.65 lm

%lum = 96.1%

%lamp = 96.1%

## Candlepower Table

Unit: cd

G\C	C0.0	C90.0	C180.0	C270.0	C360.0					
G0.0	4635.2	4635.2	4635.2	4635.2	4635.2					
G1.0	4627.3	4634.3	4638.4	4631.2	4627.3					
G2.0	4615.5	4627.2	4635.4	4621.3	4615.5					
G3.0	4597.4	4615.9	4630.0	4605.9	4597.4					
G4.0	4574.7	4598.6	4618.2	4583.5	4574.7					
G5.0	4545.3	4573.2	4601.4	4556.9	4545.3					
G6.0	4502.6	4543.8	4574.7	4526.1	4502.6					
G7.0	4453.5	4508.3	4541.1	4480.1	4453.5					
G8.0	4387.4	4453.1	4498.0	4425.5	4387.4					
G9.0	4311.7	4388.1	4441.7	4355.8	4311.7					
G10.0	4225.4	4305.4	4374.7	4273.9	4225.4					
G11.0	4113.5	4212.7	4286.6	4168.2	4113.5					
G12.0	3998.8	4106.2	4194.6	4057.2	3998.8					
G13.0	3856.3	3969.2	4080.7	3930.8	3856.3					
G14.0	3715.3	3838.4	3963.7	3785.6	3715.3					
G15.0	3563.5	3690.0	3838.8	3652.1	3563.5					
G16.0	3404.0	3549.8	3689.7	3513.0	3404.0					
G17.0	3221.1	3405.9	3545.1	3357.0	3221.1					
G18.0	3046.7	3243.3	3387.3	3212.5	3046.7					
G19.0	2861.8	3089.0	3202.1	3054.5	2861.8					
G20.0	2644.7	2890.2	3014.4	2869.0	2644.7					
G21.0	2436.1	2688.7	2811.5	2640.8	2436.1					
G22.0	2215.6	2436.5	2568.0	2408.2	2215.6					
G23.0	1961.2	2184.0	2329.3	2155.6	1961.2					
G24.0	1728.0	1928.4	2081.7	1872.1	1728.0					
G25.0	1496.5	1641.4	1801.1	1616.2	1496.5					
G26.0	1272.2	1389.8	1546.5	1367.3	1272.2					
G27.0	1042.7	1152.2	1306.6	1110.5	1042.7					
G28.0	856.9	932.7	1063.5	901.8	856.9					
G29.0	693.6	743.9	868.2	722.9	693.6					
G30.0	563.0	591.1	698.0	563.1	563.0					
G31.0	458.1	458.1	561.6	447.1	458.1					
G32.0	371.1	368.9	451.5	357.3	371.1					
G33.0	311.1	305.5	361.4	296.9	311.1					
G34.0	262.2	260.9	300.7	250.6	262.2					
G35.0	230.8	224.5	257.0	219.9	230.8					
G36.0	207.6	200.5	224.7	196.8	207.6					

C Plane (°):0.0-360.0: 90.0  
 Test Lab: Inventfine instruments  
 Test Type: TYPE C  
 Temperature: 26  
 Operator: Jacky

Gamma Plane (°):0.0-90.0:1.0  
 Test Device: GPM-1800B  
 Distance: 8.684 m [K=1.0000]  
 Humidity: 65  
 Inspector:

## Candlepower Table (Continue 1)

Unit: cd

G\C	C0.0	C90.0	C180.0	C270.0	C360.0					
G37.0	189.6	182.5	198.4	177.8	189.6					
G38.0	174.8	168.4	181.2	164.7	174.8					
G39.0	163.2	156.7	167.5	153.9	163.2					
G40.0	155.0	148.2	155.5	144.4	155.0					
G41.0	147.7	140.4	146.7	137.2	147.7					
G42.0	140.6	133.5	139.3	130.7	140.6					
G43.0	134.4	127.8	132.6	124.2	134.4					
G44.0	129.3	122.5	126.0	119.4	129.3					
G45.0	124.6	118.2	121.3	115.2	124.6					
G46.0	119.6	114.4	116.6	111.7	119.6					
G47.0	116.3	110.5	113.2	107.4	116.3					
G48.0	113.3	107.0	109.9	104.0	113.3					
G49.0	111.1	103.8	107.2	101.3	111.1					
G50.0	108.5	100.5	105.8	98.5	108.5					
G51.0	106.4	97.4	103.8	94.8	106.4					
G52.0	104.4	94.1	101.7	92.3	104.4					
G53.0	102.1	90.8	99.4	88.7	102.1					
G54.0	99.5	87.8	96.7	85.7	99.5					
G55.0	97.1	84.4	93.8	82.4	97.1					
G56.0	94.7	81.5	91.0	79.0	94.7					
G57.0	91.5	78.5	88.4	75.1	91.5					
G58.0	88.5	75.3	85.3	72.1	88.5					
G59.0	86.0	72.4	82.3	69.0	86.0					
G60.0	82.8	69.3	79.3	65.5	82.8					
G61.0	80.4	66.0	76.1	62.8	80.4					
G62.0	77.4	63.0	73.3	59.7	77.4					
G63.0	74.3	60.0	70.1	56.7	74.3					
G64.0	71.3	56.8	67.1	53.7	71.3					
G65.0	68.4	54.0	64.4	50.4	68.4					
G66.0	65.3	51.0	61.2	47.4	65.3					
G67.0	62.2	47.4	57.6	44.4	62.2					
G68.0	59.0	45.0	54.6	41.3	59.0					
G69.0	56.2	41.7	51.3	39.0	56.2					
G70.0	52.9	39.3	47.6	36.6	52.9					
G71.0	50.0	37.0	45.3	34.3	50.0					
G72.0	47.0	34.8	42.3	32.4	47.0					
G73.0	44.2	32.7	40.1	30.4	44.2					

C Plane (°):0.0-360.0: 90.0  
 Test Lab: Inventfine instruments  
 Test Type: TYPE C  
 Temperature: 26  
 Operator: Jacky

Gamma Plane (°):0.0-90.0:1.0  
 Test Device: GPM-1800B  
 Distance: 8.684 m [K=1.0000]  
 Humidity: 65  
 Inspector:

## Unit: cd

[illegible]

Gamma Plane (°):0.0-90.0:1.0  
Test Device: GPM-1800B  
Distance: 8.684 m [K=1.0000]  
Humidity: 65  
Inspector: