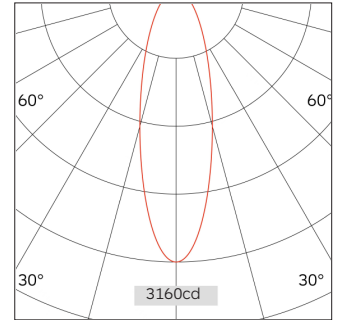
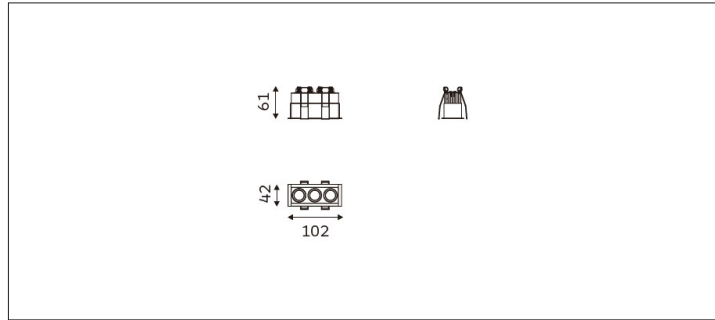



# 55.03520 Mine Recessed Downlight



Light Distribution	Mine Recessed Downlight
Colour Temperature	2700/3000/3500/4000K
Colour Rendition Index	CRI 90
Optics	Lens
Beam Angle	19D/36D/49D
Cut Out	95x35mm
Connected Load	8W
Luminous Flux Of The Luminaire	560lm
Luminaire Efficacy	70lm/W
Colour Deviation	SDCM < 5
Light Source	LED
LED Type	SMD
Dimming Method	Triac/0-10V/ Dali
Cover Material	Aluminum
Body Material	Aluminum
IP Rating	IP20
Housing Colour	Sandy White/ Sandy Black
Weight	0.4Kg
Technical Region	220-240V 50/60Hz

Light Beam Talbe

h(m)	E(lx)	D(m)
		19°
1.0	3160.41	0.33
2.0	790.10	0.65
3.0	351.16	0.98
4.0	197.53	1.31
5.0	126.42	1.63

A modern design consisting for the purpose to meet the highest requirements of the latest advanced lighting technology.

Application areas: retail, museums, hospitality, residential, offices and lobbies.