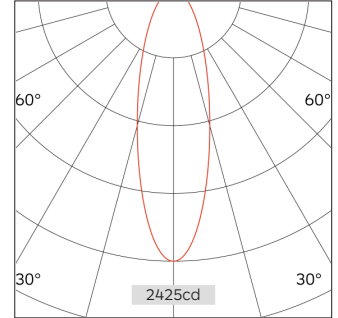
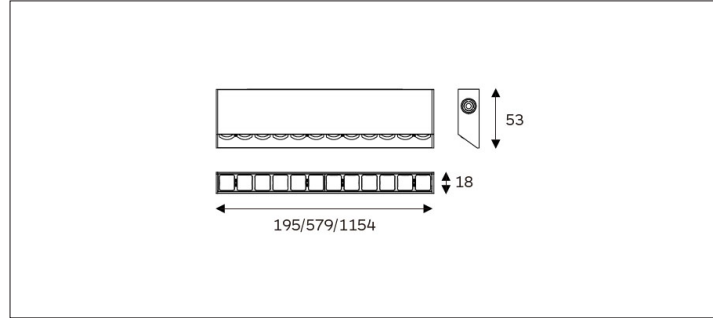



22.01813 ENKO 20 Profile Systems

Surface Mounted Wall Washer



Light Distribution	Enko 20 Profile Systems
Colour Temperature	2700/3000/3500/4000K
Colour Rendition Index	CRI 90
Optics	Lens
Beam Angle	Wall Washer
Installation method	Surface Mounted
Connected Load	30W/m
Luminous Flux Of The Luminaire	1563lm
Luminaire Efficacy	74lm/W
Colour Deviation	SDCM < 5
Light Source	LED
LED Type	SMD
Dimming Method	On/Off/0-10V/ Dali
Cover Material	Aluminum
Body Material	Aluminum
IP Rating	IP20
Housing Colour	Sandy White/ Sandy Black
Weight	
Technical Region	220-240V 50/60Hz

Light Beam Table		
h(m)	E(lx)	D(m)
1.0	2425.96	0.65
2.0	606.49	1.30
3.0	269.55	1.95
4.0	151.62	2.60
5.0	97.04	3.25

Linear lighting is used in a wide range of indoor lighting applications, including areas such as living rooms, bedrooms, kitchens, etc. in home spaces, as well as showrooms, corridors, offices, etc. in commercial spaces. Its flexible installation and uniform lighting effect make it one of the preferred choices for indoor lighting design.