

Report No.: 21.05811Cannex Profile Systems Test Time: 2024/9/25 08:49

Luminaire Property

Luminaire Manufacturer:

Luminaire Category:

Lamp Catalog:

Number of Lamps:

Luminous Length (mm): 1180

Luminous Height (mm):

Current: 0.124 A

Power Factor: 0.973

Luminaire Description:

Lamp Description:

Lumens per Lamp:

Luminous Width (mm): 55

Voltage: 220.4 V

Power: 26.68 W

Photometric Results

CIE Class: Direct

Measurement Flux: 2940 lm

Downward Ratio: 99%

Horizontal Diffuse Angle(50%): H109.2

Vertical Diffuse Angle(50%): V107.9

Luminaire Efficacy Rating (LER): 110.25

Max. Intensity: 1076.61 cd

S/MH(C0/C180): 1.21

Total Rated Lamp Lumens: 2940.0 lm

Efficiency: 100%


Upward Ratio: 1%

C0r0 Intensity: 1076.44 cd

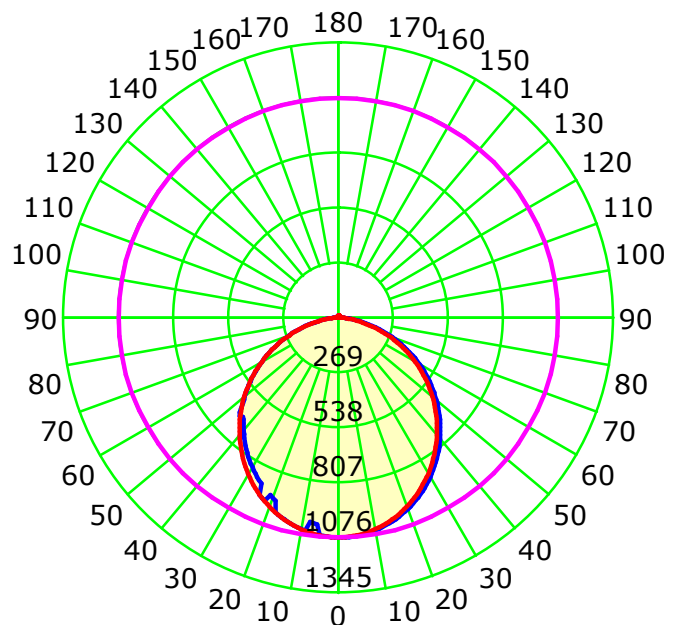
Pos of Max. Intensity: H0 V1

S/MH(C90/C270): 1.22

Picture Of Luminaire



Luminous Intensity Distribution Curve



Unit: cd

Average Diffuse Angle(50%): 108.5°

— C0-C180 — C90-C270 — G1

C Plane (°):0.0-360.0: 90.0

Test Lab: Inventfine instruments

Test Type: TYPE C

Temperature: 26

Operator: Jacky

Gamma Plane (°):0.0-180.0:1.0

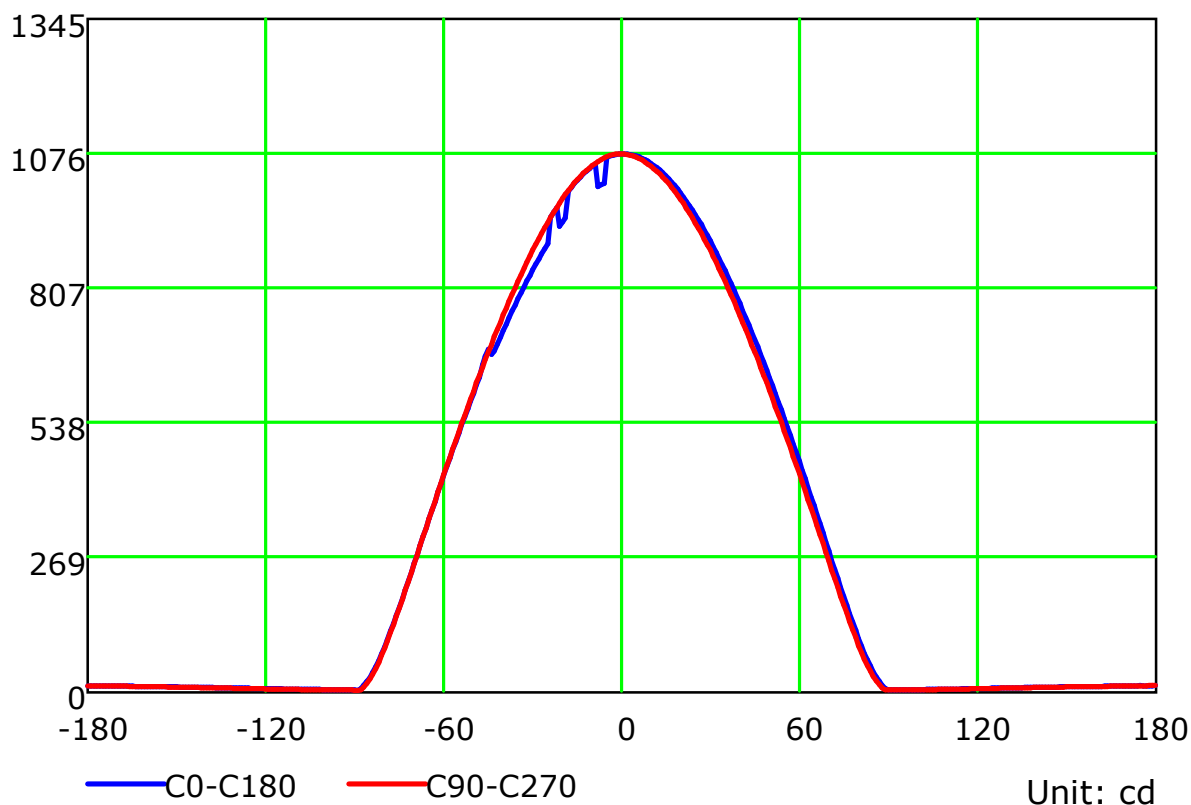
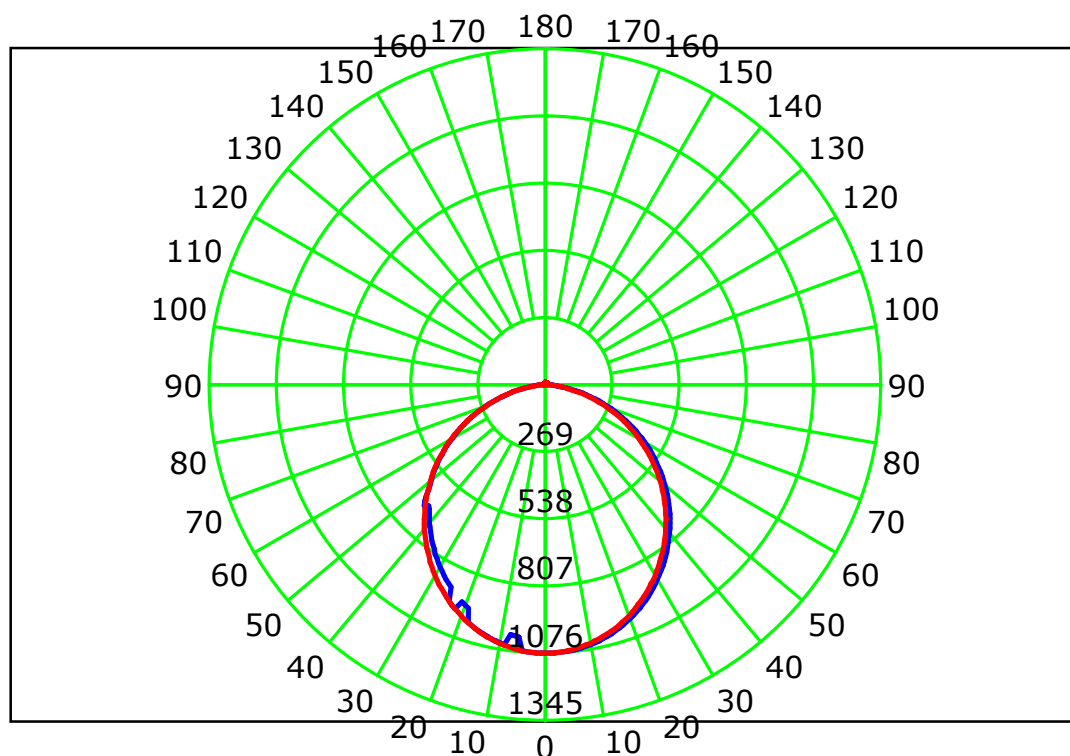
Test Device: GPM-1800B

Distance: 8.684 m [K=1.0000]

Humidity: 65

Inspector:

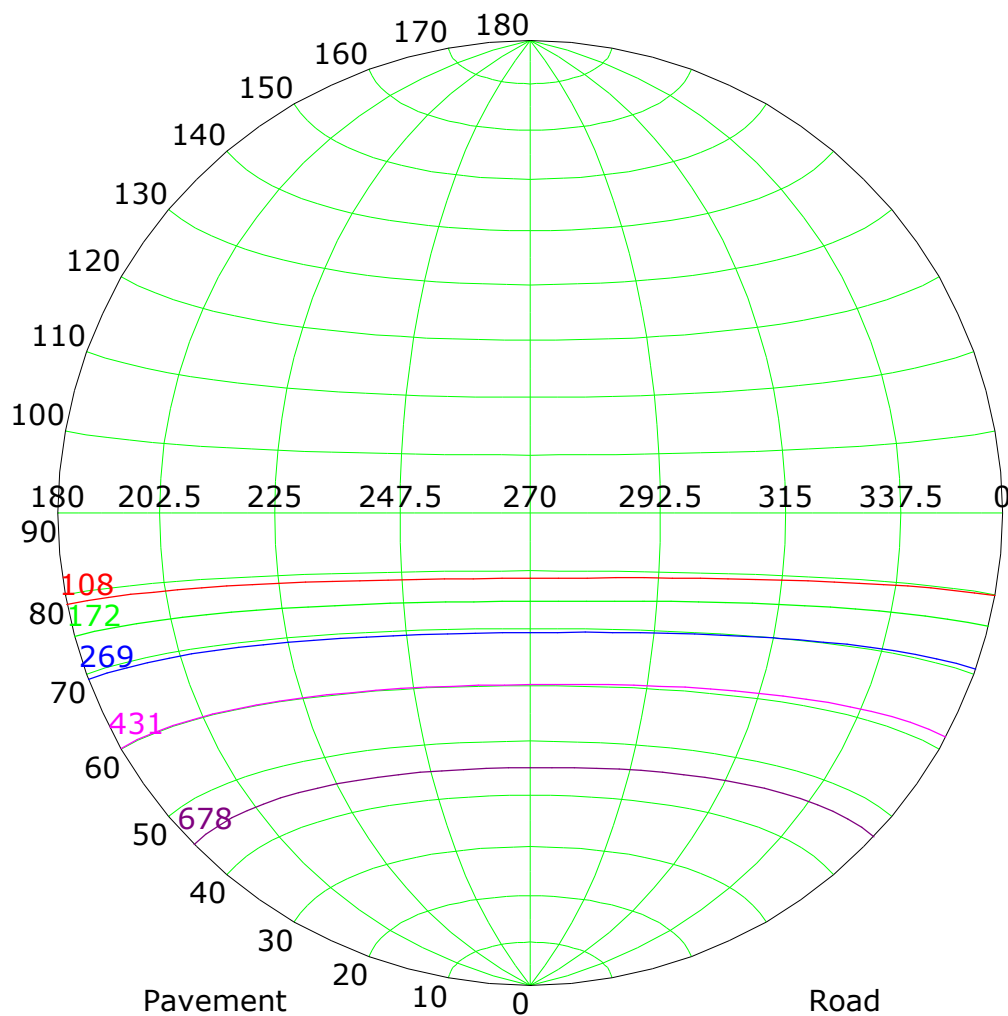
Luminous Intensity Distribution Curve



C Plane (°): 0.0-360.0: 90.0
Test Lab: Inventfine instruments
Test Type: TYPE C
Temperature: 26
Operator: Jacky

Gamma Plane (°): 0.0-180.0: 1.0
Test Device: GPM-1800B
Distance: 8.684 m [K=1.0000]
Humidity: 65
Inspector:

Isocandela (sphere)



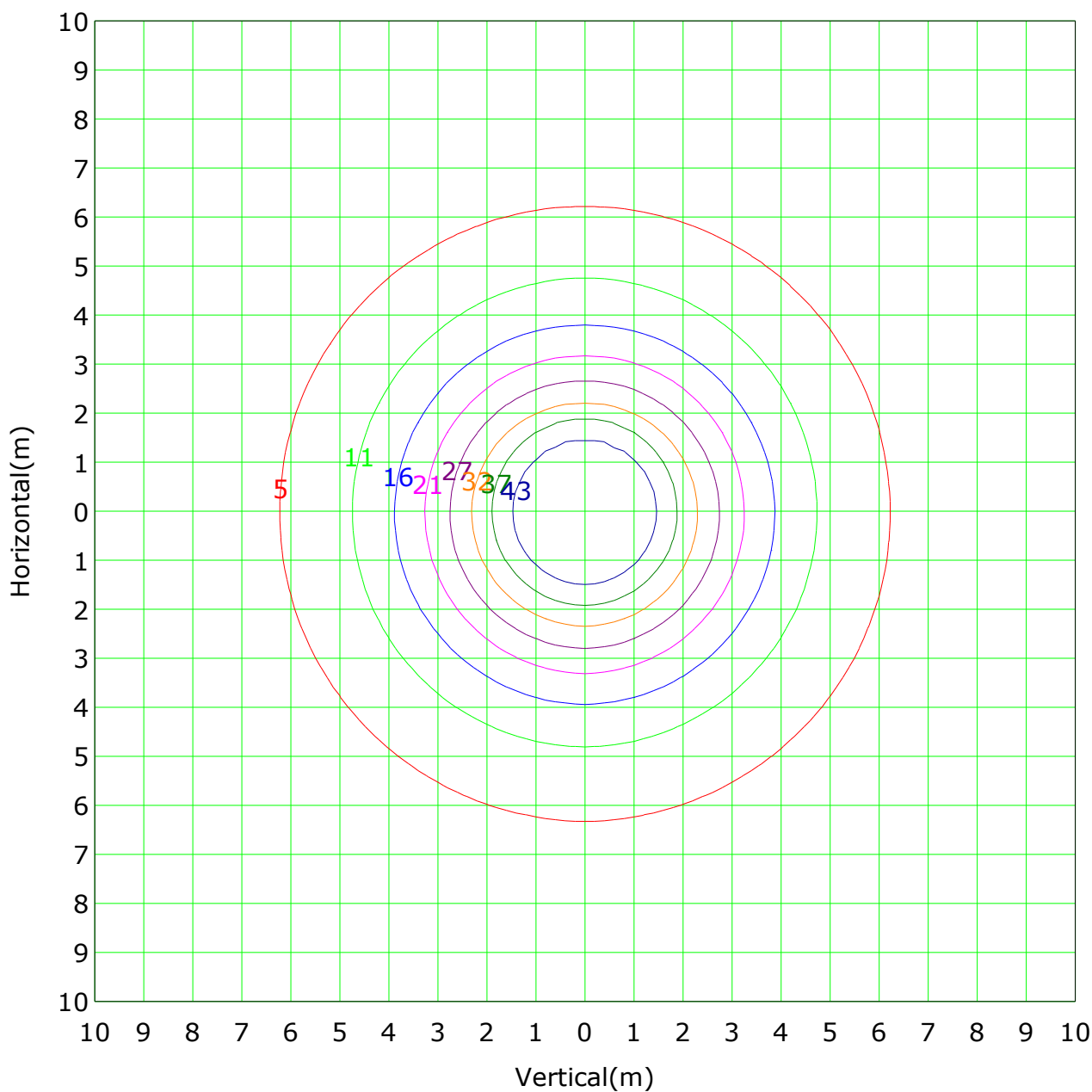
Imax (100%): 1077 cd

(10%): 108 cd	(16%): 172 cd
(25%): 269 cd	(40%): 431 cd
(63%): 678 cd	(100%): 1077 cd

C Plane (°):0.0-360.0: 90.0
Test Lab: Inventfine instruments
Test Type: TYPE C
Temperature: 26
Operator: Jacky

Gamma Plane (°):0.0-180.0:1.0
Test Device: GPM-1800B
Distance: 8.684 m [K=1.0000]
Humidity: 65
Inspector:

IsoLux Plot



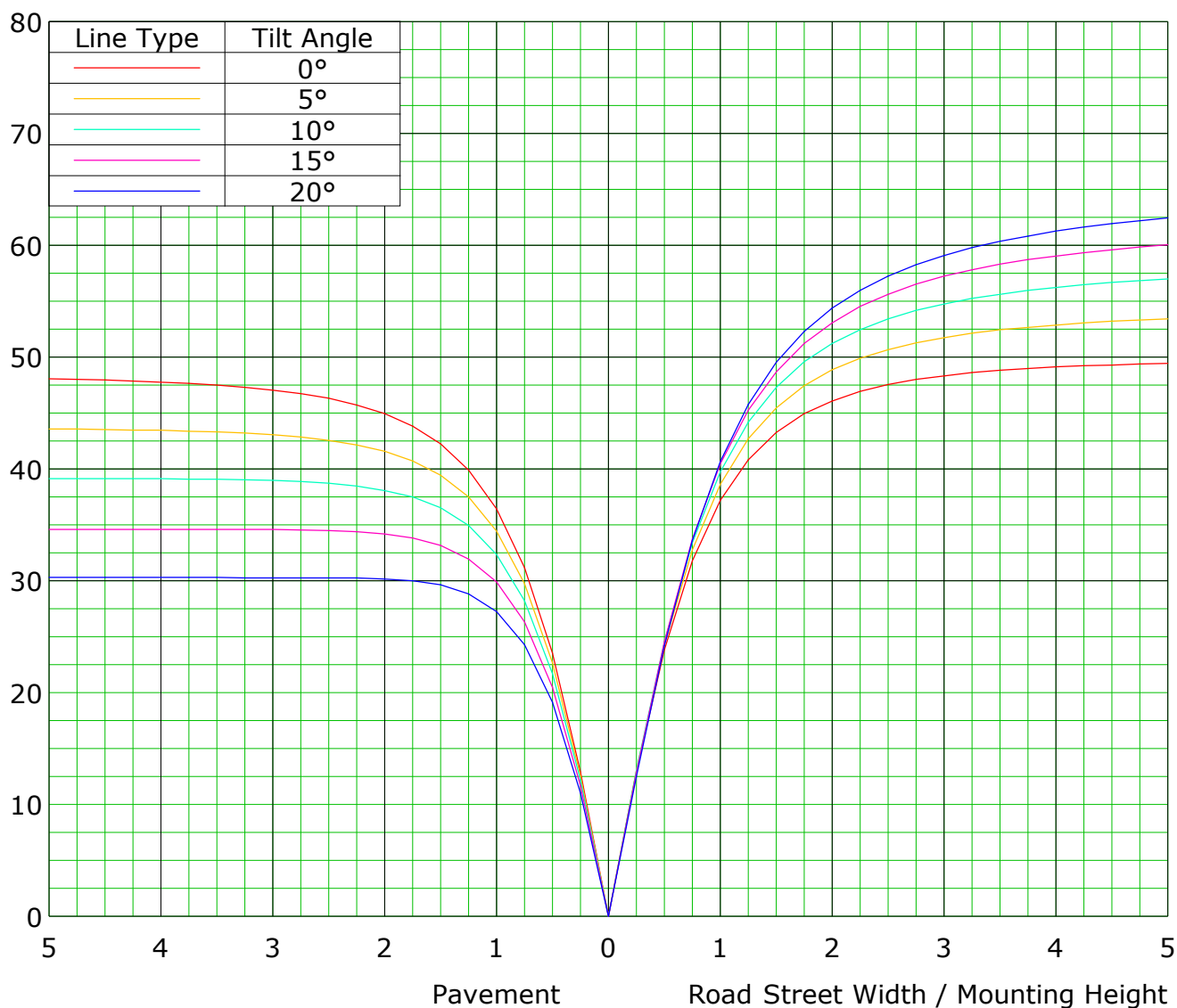
Mounting Height: 4.5m		Max Lux(100%): 53.2 lx	
(10%):	5.3 lx	(20%):	10.6 lx
(30%):	15.9 lx	(40%):	21.3 lx
(50%):	26.6 lx	(60%):	31.9 lx
(70%):	37.2 lx	(80%):	42.5 lx

C Plane (°):0.0-360.0: 90.0
Test Lab: Inventfine instruments
Test Type: TYPE C
Temperature: 26
Operator: Jacky

Gamma Plane (°):0.0-180.0:1.0
Test Device: GPM-1800B
Distance: 8.684 m [K=1.0000]
Humidity: 65
Inspector:

Roadway CU Curve

Efficiency(%)

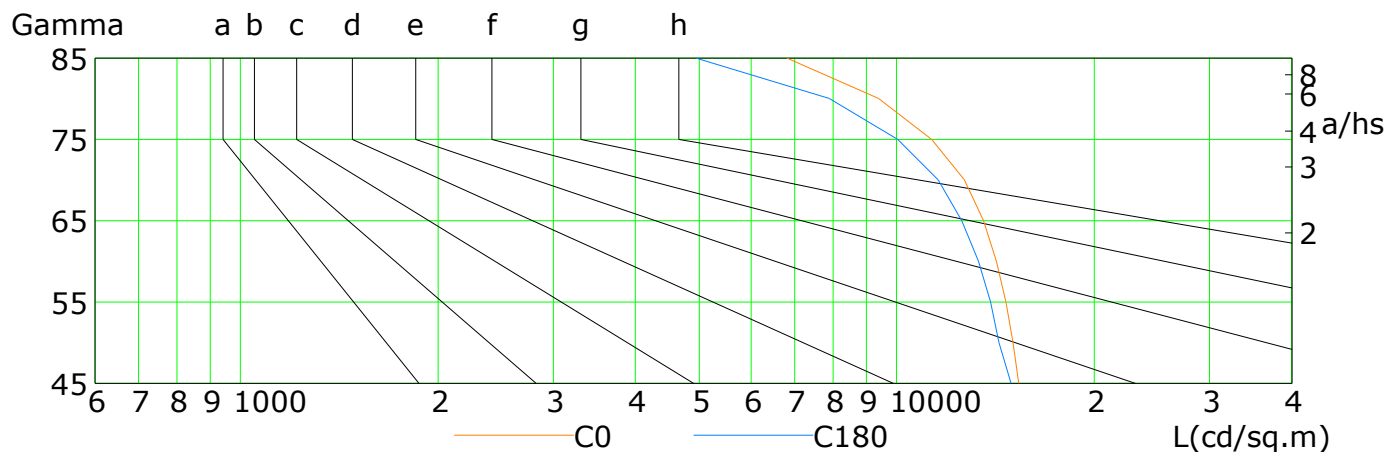
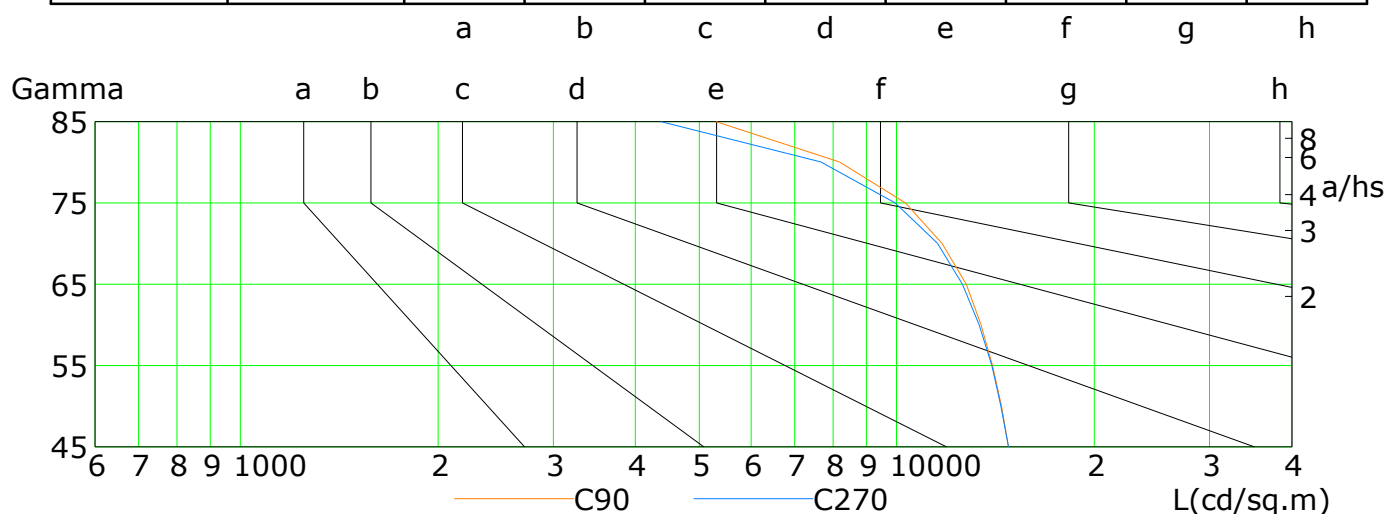


C Plane (°):0.0-360.0: 90.0
Test Lab: Inventfine instruments
Test Type: TYPE C
Temperature: 26
Operator: Jacky

Gamma Plane (°):0.0-180.0:1.0
Test Device: GPM-1800B
Distance: 8.684 m [K=1.0000]
Humidity: 65
Inspector:

Lum Limit Curve

Dazzle	Quality	Illuminance (lx)							
1.15	A	2000	1000	500	<=300				
1.50	B		2000	1000	500	<=300			
1.85	C			2000	1000	500	<=300		
2.20	D				2000	1000	500	<=300	
2.55	E					2000	1000	500	<=300




L(cd/sq.m)	G45	G50	G55	G60	G65	G70	G75	G80	G85
C0	15348	15049	14685	14186	13554	12681	11300	9388	6802
C90	14817	14454	13984	13454	12756	11722	10308	8182	5308
C180	14932	14315	13899	13315	12573	11567	10039	7895	4953
C270	14812	14407	13968	13355	12585	11546	9953	7664	4377

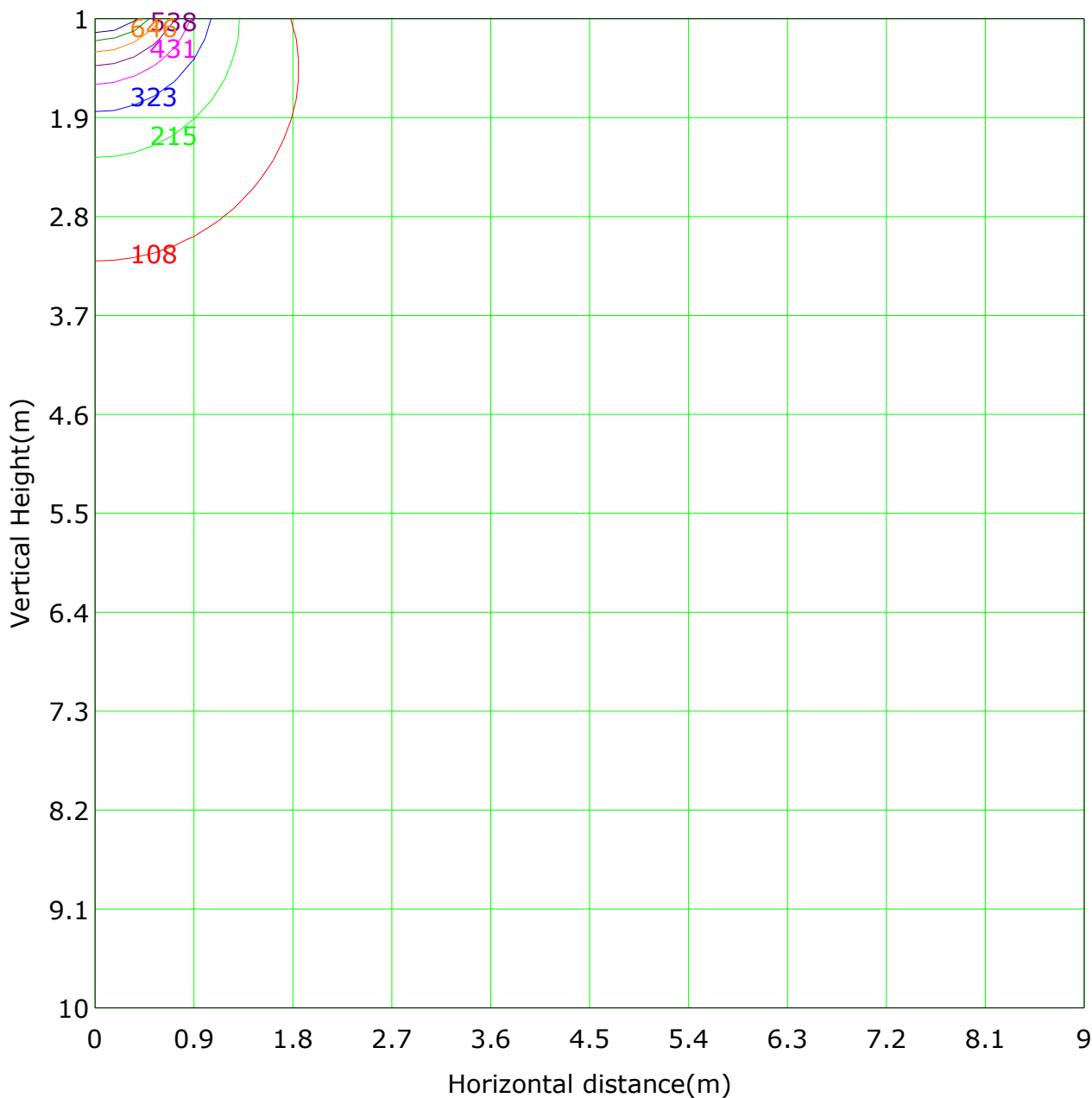
C Plane (°):0.0-360.0: 90.0
Test Lab: Inventfine instruments
Test Type: TYPE C
Temperature: 26
Operator: Jacky

Gamma Plane (°):0.0-180.0:1.0
Test Device: GPM-1800B
Distance: 8.684 m [K=1.0000]
Humidity: 65
Inspector:

Illuminance at a Distance



Vertical IsoLux Plot



Lowest(m): 1.0m Highest(m): 10.0m Max Lux: 1076.4 lx

— (10%): 107.6 lx	— (20%): 215.3 lx
— (30%): 322.9 lx	— (40%): 430.6 lx
— (50%): 538.2 lx	— (60%): 645.9 lx
— (70%): 753.5 lx	— (80%): 861.2 lx

C Plane (°):0.0-360.0: 90.0
Test Lab: Inventfine instruments
Test Type: TYPE C
Temperature: 26
Operator: Jacky

Gamma Plane (°):0.0-180.0:1.0
Test Device: GPM-1800B
Distance: 8.684 m [K=1.0000]
Humidity: 65
Inspector:

Area Flux Table

Unit: lm

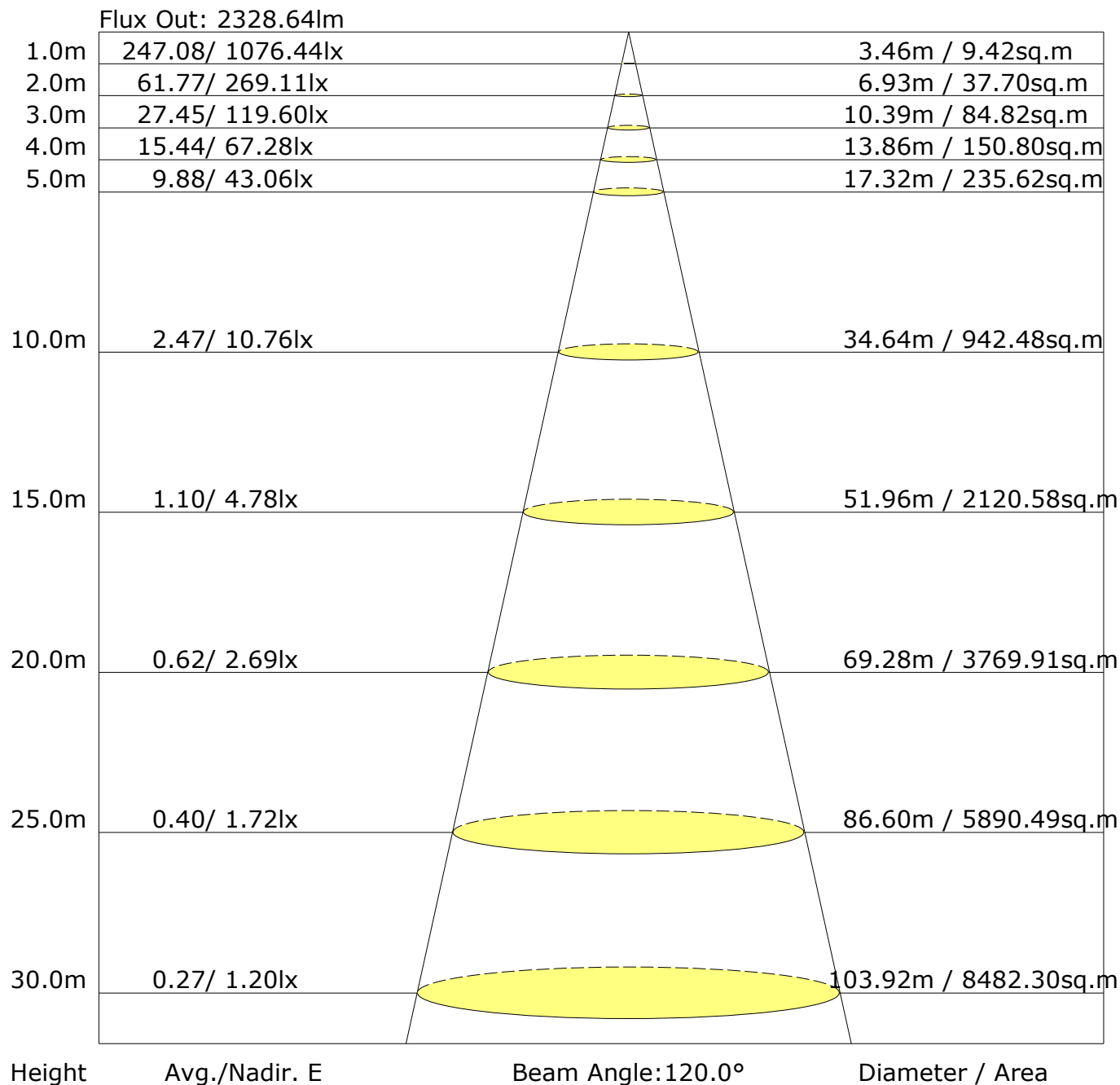
		Orth. III																				
		-90	-80	-70	-60	-50	-40	-30	-20	-10	0	10	20	30	40	50	60	70	80	90	Flux(T)	Flux(E)
Vertical plane	-90	0.0	0.0	0.1	0.2	0.4	0.6	0.7	0.9	0.9	1.0	0.9	0.8	0.7	0.5	0.3	0.2	0.1	0.0	8.2	0.0	
	-80	0.0	0.2	0.5	1.2	2.1	3.1	4.0	4.7	5.1	5.1	4.8	4.2	3.3	2.3	1.4	0.7	0.2	0.0	42.8	32.8	
	-70	0.0	0.3	1.2	2.7	4.5	6.5	8.3	9.7	10.4	10.4	9.8	8.5	6.8	4.8	2.9	1.4	0.4	0.0	88.7	86.4	
	-60	0.1	0.6	2.0	4.3	7.0	9.9	12.6	14.5	15.6	15.7	14.7	12.8	10.2	7.3	4.5	2.2	0.7	0.1	134.8	133.6	
	-50	0.1	0.8	2.7	5.7	9.3	13.1	16.5	19.0	20.4	20.5	19.2	16.8	13.4	9.7	6.0	3.0	0.9	0.1	177.3	176.6	
	-40	0.1	1.0	3.4	7.0	11.3	15.8	19.6	22.8	24.6	24.8	23.2	20.2	16.2	11.7	7.3	3.7	1.2	0.1	213.9	213.4	
	-30	0.1	1.2	3.9	8.0	12.9	17.7	22.2	25.9	28.1	28.3	26.5	23.0	18.4	13.3	8.4	4.2	1.4	0.1	243.5	243.0	
	-20	0.1	1.3	4.3	8.7	13.9	18.9	24.0	28.3	30.7	30.8	28.8	25.0	20.0	14.5	9.1	4.6	1.5	0.2	264.6	264.2	
	-10	0.1	1.4	4.5	9.0	14.3	19.5	25.0	29.6	31.9	32.2	30.1	26.1	20.8	15.1	9.5	4.8	1.6	0.2	275.6	275.2	
	0	0.1	1.4	4.5	9.0	14.3	19.5	25.0	29.6	31.9	32.2	30.0	26.1	20.8	15.1	9.5	4.8	1.6	0.2	275.5	275.2	
	10	0.1	1.3	4.3	8.7	13.9	18.9	24.0	28.3	30.7	30.8	28.8	25.0	20.0	14.5	9.1	4.6	1.5	0.2	264.5	264.1	
	20	0.1	1.2	3.9	8.0	12.9	17.7	22.2	25.9	28.1	28.3	26.4	23.0	18.4	13.3	8.4	4.2	1.4	0.1	243.4	242.9	
30	0.1	1.0	3.4	7.0	11.3	15.8	19.6	22.7	24.6	24.7	23.2	20.2	16.2	11.7	7.4	3.7	1.2	0.1	213.9	213.4		
40	0.1	0.8	2.8	5.7	9.3	13.1	16.5	19.0	20.4	20.5	19.2	16.8	13.4	9.7	6.1	3.0	0.9	0.1	177.5	176.8		
50	0.1	0.6	2.0	4.3	7.1	10.0	12.6	14.6	15.7	15.7	14.8	12.9	10.3	7.4	4.6	2.2	0.7	0.1	135.4	134.2		
60	0.0	0.4	1.2	2.7	4.6	6.6	8.4	9.8	10.5	10.6	9.9	8.6	6.8	4.8	2.9	1.4	0.4	0.0	89.7	87.4		
70	0.0	0.2	0.6	1.3	2.2	3.2	4.1	4.8	5.2	5.3	4.9	4.3	3.4	2.4	1.4	0.7	0.2	0.0	44.1	34.7		
80	0.0	0.0	0.1	0.2	0.4	0.6	0.8	1.0	1.1	1.1	1.0	0.9	0.7	0.5	0.3	0.2	0.1	0.0	9.2	0.0		
90	1.3	13.9	45.5	93.6	151.7	210.3	266.0	311.0	335.9	337.9	316.3	274.9	219.7	158.5	99.2	49.5	15.9	1.7	2903			
Flux(T)	0.0	10.1	42.6	90.8	148.9	207.6	263.2	308.2	333.3	335.3	313.6	272.1	216.9	155.7	96.4	46.6	12.6	0.0		2854		
Flux(E)	-90	-80	-70	-60	-50	-40	-30	-20	-10	0	10	20	30	40	50	60	70	80	90	Flux(T)	Flux(E)	

Horizontal plane

C Plane (°):0.0-360.0: 90.0
 Test Lab: Inventfine instruments
 Test Type: TYPE C
 Temperature: 26
 Operator: Jacky

Gamma Plane (°):0.0-180.0:1.0
 Test Device: GPM-1800B
 Distance: 8.684 m [K=1.0000]
 Humidity: 65
 Inspector:

The Average Illuminance Effective Figure



C Plane (°): 0.0-360.0: 90.0
Test Lab: Inventfine instruments
Test Type: TYPE C
Temperature: 26
Operator: Jacky

Gamma Plane (°): 0.0-180.0: 1.0
Test Device: GPM-1800B
Distance: 8.684 m [K=1.0000]
Humidity: 65
Inspector:

UGR Table

Reflectance:										
Ceiling (cavity)	0.7	0.7	0.5	0.5	0.3	0.7	0.7	0.5	0.5	0.3
Wall	0.5	0.3	0.5	0.3	0.3	0.5	0.3	0.5	0.3	0.3
Reference plane	0.2	0.2	0.2	0.2	0.2	0.2	0.2	0.2	0.2	0.2
Room dimensions	Viewed crosswise					Viewed endwise				
X=2H Y=2H	21.9	23.3	22.3	23.6	23.8	21.7	23.1	22.1	23.4	23.6
3H	23.5	24.7	23.8	25.0	25.3	23.2	24.4	23.5	24.7	25.0
4H	24.0	25.2	24.4	25.5	25.8	23.7	24.9	24.1	25.2	25.5
6H	24.4	25.5	24.8	25.8	26.2	24.0	25.1	24.4	25.4	25.8
8H	24.5	25.5	24.9	25.9	26.2	24.1	25.1	24.5	25.5	25.8
12H	24.6	25.6	25.0	25.9	26.3	24.1	25.1	24.5	25.4	25.8
X=4H Y=2H	22.6	23.7	22.9	24.0	24.4	22.4	23.6	22.8	23.9	24.2
3H	24.3	25.3	24.7	25.6	26.0	24.0	25.0	24.4	25.4	25.8
4H	25.0	25.8	25.4	26.2	26.6	24.7	25.6	25.1	25.9	26.3
6H	25.4	26.2	25.9	26.6	27.1	25.1	25.9	25.5	26.3	26.7
8H	25.6	26.3	26.0	26.7	27.2	25.2	25.9	25.6	26.3	26.8
12H	25.7	26.3	26.1	26.8	27.2	25.2	25.9	25.7	26.3	26.8
X=8H Y=4H	25.2	25.9	25.7	26.3	26.8	24.9	25.7	25.4	26.1	26.5
6H	25.8	26.4	26.3	26.8	27.3	25.5	26.0	26.0	26.5	27.0
8H	26.0	26.5	26.5	27.0	27.5	25.6	26.1	26.1	26.6	27.1
12H	26.1	26.6	26.6	27.1	27.6	25.7	26.2	26.2	26.6	27.2
X=12H Y=4H	25.2	25.8	25.7	26.3	26.8	24.9	25.6	25.4	26.0	26.5
6H	25.8	26.3	26.3	26.8	27.3	25.5	26.0	26.0	26.5	27.0
8H	26.1	26.5	26.6	27.0	27.5	25.7	26.1	26.2	26.6	27.2
Variations with the observer position at spacings:										
S=1.0H	+0.2/-0.2					+0.2/-0.2				
S=1.5H	+0.3/-0.4					+0.3/-0.5				
S=2.0H	+0.5/-0.8					+0.5/-0.9				

Calculate in accordance with CIE Pub.117. The table is revised with 2940lm ($8\log(F/F_0) = 3.7$).

C Plane (°):0.0-360.0: 90.0
Test Lab: Inventfine instruments
Test Type: TYPE C
Temperature: 26
Operator: Jacky

Gamma Plane (°):0.0-180.0:1.0
Test Device: GPM-1800B
Distance: 8.684 m [K=1.0000]
Humidity: 65
Inspector:

Zonal Lumen

Gamma [°]	I _{mean} [cd]	Zonal Flux [lm]	Sum Zonal Flux [lm]	Rel Zonal Flux [%]	Sum Rel Zonal Flux [%]
0.0-1.0	1076.3	1.0	1.0	0.04	0.04
1.0-2.0	1075.9	3.1	4.1	0.11	0.14
2.0-3.0	1074.9	5.1	9.3	0.17	0.31
3.0-4.0	1073.5	7.2	16.4	0.24	0.56
4.0-5.0	1071.6	9.2	25.7	0.31	0.87
5.0-6.0	1063.1	11.2	36.8	0.38	1.25
6.0-7.0	1054.1	13.1	49.9	0.45	1.70
7.0-8.0	1050.8	15.0	65.0	0.51	2.21
8.0-9.0	1053.3	17.1	82.0	0.58	2.79
9.0-10.0	1055.5	19.1	101.1	0.65	3.44
10.0-11.0	1050.9	21.0	122.1	0.71	4.15
11.0-12.0	1046.0	22.9	145.0	0.78	4.93
12.0-13.0	1040.8	24.7	169.7	0.84	5.77
13.0-14.0	1035.2	26.5	196.2	0.90	6.67
14.0-15.0	1029.1	28.3	224.5	0.96	7.63
15.0-16.0	1022.7	30.0	254.4	1.02	8.65
16.0-17.0	1015.7	31.6	286.1	1.08	9.73
17.0-18.0	1008.4	33.3	319.3	1.13	10.86
18.0-19.0	995.1	34.6	354.0	1.18	12.04
19.0-20.0	981.4	35.9	389.9	1.22	13.26
20.0-21.0	973.1	37.4	427.2	1.27	14.53
21.0-22.0	970.1	39.0	466.2	1.33	15.86
22.0-23.0	966.8	40.6	506.8	1.38	17.24
23.0-24.0	957.3	41.9	548.7	1.42	18.66
24.0-25.0	942.0	42.8	591.5	1.46	20.12
25.0-26.0	926.7	43.7	635.3	1.49	21.61
26.0-27.0	916.5	44.8	680.1	1.53	23.13
27.0-28.0	905.7	45.9	726.0	1.56	24.69
28.0-29.0	895.0	46.8	772.8	1.59	26.28
29.0-30.0	883.9	47.7	820.5	1.62	27.91
30.0-31.0	872.4	48.6	869.1	1.65	29.56
31.0-32.0	860.8	49.3	918.4	1.68	31.24
32.0-33.0	848.9	50.0	968.4	1.70	32.94
33.0-34.0	836.4	50.6	1019.0	1.72	34.66
34.0-35.0	823.8	51.2	1070.2	1.74	36.40
35.0-36.0	811.4	51.7	1121.9	1.76	38.16

C Plane (°):0.0-360.0: 90.0
 Test Lab: Inventfine instruments
 Test Type: TYPE C
 Temperature: 26
 Operator: Jacky

Gamma Plane (°):0.0-180.0:1.0
 Test Device: GPM-1800B
 Distance: 8.684 m [K=1.0000]
 Humidity: 65
 Inspector:

Zonal Lumen (Continue 1)

Gamma [°]	I _{mean} [cd]	Zonal Flux [lm]	Sum Zonal Flux [lm]	Rel Zonal Flux [%]	Sum Rel Zonal Flux [%]
36.0-37.0	798.7	52.1	1174.0	1.77	39.93
37.0-38.0	785.2	52.4	1226.4	1.78	41.71
38.0-39.0	771.7	52.7	1279.1	1.79	43.51
39.0-40.0	758.2	52.9	1332.0	1.80	45.30
40.0-41.0	744.3	53.0	1385.0	1.80	47.11
41.0-42.0	730.2	53.1	1438.0	1.80	48.91
42.0-43.0	716.1	53.1	1491.1	1.80	50.72
43.0-44.0	702.4	53.0	1544.1	1.80	52.52
44.0-45.0	691.6	53.2	1597.3	1.81	54.33
45.0-46.0	680.0	53.2	1650.5	1.81	56.14
46.0-47.0	664.8	52.9	1703.3	1.80	57.94
47.0-48.0	647.7	52.4	1755.7	1.78	59.72
48.0-49.0	631.0	51.8	1807.5	1.76	61.48
49.0-50.0	615.3	51.3	1858.8	1.75	63.22
50.0-51.0	599.2	50.7	1909.5	1.72	64.95
51.0-52.0	583.4	50.1	1959.6	1.70	66.65
52.0-53.0	567.2	49.3	2008.9	1.68	68.33
53.0-54.0	550.7	48.5	2057.5	1.65	69.98
54.0-55.0	534.4	47.7	2105.2	1.62	71.60
55.0-56.0	517.5	46.8	2152.0	1.59	73.19
56.0-57.0	500.5	45.8	2197.7	1.56	74.75
57.0-58.0	483.9	44.8	2242.5	1.52	76.27
58.0-59.0	467.1	43.7	2286.2	1.49	77.76
59.0-60.0	449.7	42.5	2328.6	1.45	79.20
60.0-61.0	432.2	41.3	2369.9	1.40	80.61
61.0-62.0	415.2	40.0	2409.9	1.36	81.97
62.0-63.0	397.6	38.7	2448.6	1.32	83.28
63.0-64.0	379.8	37.3	2485.9	1.27	84.55
64.0-65.0	361.9	35.8	2521.7	1.22	85.77
65.0-66.0	344.2	34.3	2556.0	1.17	86.94
66.0-67.0	326.6	32.8	2588.9	1.12	88.06
67.0-68.0	308.4	31.2	2620.1	1.06	89.12
68.0-69.0	290.3	29.6	2649.7	1.01	90.13
69.0-70.0	272.6	28.0	2677.7	0.95	91.08
70.0-71.0	254.7	26.3	2704.1	0.90	91.97
71.0-72.0	236.7	24.6	2728.7	0.84	92.81

C Plane (°):0.0-360.0: 90.0
 Test Lab: Inventfine instruments
 Test Type: TYPE C
 Temperature: 26
 Operator: Jacky

Gamma Plane (°):0.0-180.0:1.0
 Test Device: GPM-1800B
 Distance: 8.684 m [K=1.0000]
 Humidity: 65
 Inspector:

Zonal Lumen (Continue 2)

Gamma [°]	I _{mean} [cd]	Zonal Flux [lm]	Sum Zonal Flux [lm]	Rel Zonal Flux [%]	Sum Rel Zonal Flux [%]
72.0-73.0	219.0	22.9	2751.6	0.78	93.59
73.0-74.0	201.6	21.2	2772.8	0.72	94.31
74.0-75.0	183.8	19.4	2792.2	0.66	94.97
75.0-76.0	166.3	17.7	2809.9	0.60	95.57
76.0-77.0	149.8	16.0	2825.9	0.54	96.12
77.0-78.0	133.6	14.3	2840.2	0.49	96.60
78.0-79.0	117.3	12.6	2852.8	0.43	97.03
79.0-80.0	101.2	10.9	2863.7	0.37	97.40
80.0-81.0	86.1	9.3	2873.0	0.32	97.72
81.0-82.0	72.2	7.8	2880.8	0.27	97.99
82.0-83.0	59.0	6.4	2887.2	0.22	98.20
83.0-84.0	46.7	5.1	2892.3	0.17	98.38
84.0-85.0	35.6	3.9	2896.2	0.13	98.51
85.0-86.0	25.8	2.8	2899.0	0.10	98.61
86.0-87.0	17.4	1.9	2900.9	0.06	98.67
87.0-88.0	10.3	1.1	2902.1	0.04	98.71
88.0-89.0	5.2	0.6	2902.6	0.02	98.73
89.0-90.0	3.0	0.3	2903.0	0.01	98.74
90.0-91.0	2.7	0.3	2903.3	0.01	98.75
91.0-92.0	2.9	0.3	2903.6	0.01	98.76
92.0-93.0	3.0	0.3	2903.9	0.01	98.77
93.0-94.0	3.1	0.3	2904.2	0.01	98.78
94.0-95.0	3.1	0.3	2904.6	0.01	98.79
95.0-96.0	3.2	0.4	2904.9	0.01	98.81
96.0-97.0	3.3	0.4	2905.3	0.01	98.82
97.0-98.0	3.4	0.4	2905.7	0.01	98.83
98.0-99.0	3.5	0.4	2906.0	0.01	98.84
99.0-100.0	3.5	0.4	2906.4	0.01	98.86
100.0-101.0	3.5	0.4	2906.8	0.01	98.87
101.0-102.0	3.6	0.4	2907.2	0.01	98.88
102.0-103.0	3.7	0.4	2907.6	0.01	98.90
103.0-104.0	3.7	0.4	2908.0	0.01	98.91
104.0-105.0	3.8	0.4	2908.4	0.01	98.92
105.0-106.0	3.9	0.4	2908.8	0.01	98.94
106.0-107.0	4.0	0.4	2909.2	0.01	98.95
107.0-108.0	4.1	0.4	2909.6	0.01	98.97

C Plane (°):0.0-360.0: 90.0
Test Lab: Inventfine instruments
Test Type: TYPE C
Temperature: 26
Operator: Jacky

Gamma Plane (°):0.0-180.0:1.0
Test Device: GPM-1800B
Distance: 8.684 m [K=1.0000]
Humidity: 65
Inspector:

Zonal Lumen (Continue 3)

Gamma [°]	I _{mean} [cd]	Zonal Flux [lm]	Sum Zonal Flux [lm]	Rel Zonal Flux [%]	Sum Rel Zonal Flux [%]
108.0-109.0	4.2	0.4	2910.1	0.01	98.98
109.0-110.0	4.3	0.4	2910.5	0.02	99.00
110.0-111.0	4.4	0.5	2911.0	0.02	99.01
111.0-112.0	4.5	0.5	2911.4	0.02	99.03
112.0-113.0	4.6	0.5	2911.9	0.02	99.04
113.0-114.0	4.7	0.5	2912.4	0.02	99.06
114.0-115.0	4.9	0.5	2912.9	0.02	99.08
115.0-116.0	5.0	0.5	2913.4	0.02	99.09
116.0-117.0	5.1	0.5	2913.9	0.02	99.11
117.0-118.0	5.2	0.5	2914.4	0.02	99.13
118.0-119.0	5.4	0.5	2914.9	0.02	99.14
119.0-120.0	5.5	0.5	2915.4	0.02	99.16
120.0-121.0	5.6	0.5	2915.9	0.02	99.18
121.0-122.0	5.7	0.5	2916.5	0.02	99.20
122.0-123.0	5.8	0.5	2917.0	0.02	99.22
123.0-124.0	5.9	0.5	2917.5	0.02	99.23
124.0-125.0	6.1	0.5	2918.1	0.02	99.25
125.0-126.0	6.2	0.6	2918.6	0.02	99.27
126.0-127.0	6.3	0.6	2919.2	0.02	99.29
127.0-128.0	6.4	0.6	2919.8	0.02	99.31
128.0-129.0	6.5	0.6	2920.3	0.02	99.33
129.0-130.0	6.6	0.6	2920.9	0.02	99.35
130.0-131.0	6.8	0.6	2921.4	0.02	99.37
131.0-132.0	6.9	0.6	2922.0	0.02	99.39
132.0-133.0	7.0	0.6	2922.6	0.02	99.41
133.0-134.0	7.1	0.6	2923.1	0.02	99.43
134.0-135.0	7.2	0.6	2923.7	0.02	99.44
135.0-136.0	7.4	0.6	2924.3	0.02	99.46
136.0-137.0	7.5	0.6	2924.8	0.02	99.48
137.0-138.0	7.6	0.6	2925.4	0.02	99.50
138.0-139.0	7.7	0.6	2926.0	0.02	99.52
139.0-140.0	7.8	0.6	2926.5	0.02	99.54
140.0-141.0	7.9	0.6	2927.1	0.02	99.56
141.0-142.0	8.0	0.5	2927.6	0.02	99.58
142.0-143.0	8.1	0.5	2928.2	0.02	99.60
143.0-144.0	8.1	0.5	2928.7	0.02	99.61

C Plane (°):0.0-360.0: 90.0
Test Lab: Inventfine instruments
Test Type: TYPE C
Temperature: 26
Operator: Jacky

Gamma Plane (°):0.0-180.0:1.0
Test Device: GPM-1800B
Distance: 8.684 m [K=1.0000]
Humidity: 65
Inspector:

Zonal Lumen (Continue 4)

Gamma [°]	I _{mean} [cd]	Zonal Flux [lm]	Sum Zonal Flux [lm]	Rel Zonal Flux [%]	Sum Rel Zonal Flux [%]
144.0-145.0	8.2	0.5	2929.2	0.02	99.63
145.0-146.0	8.3	0.5	2929.7	0.02	99.65
146.0-147.0	8.5	0.5	2930.2	0.02	99.67
147.0-148.0	8.6	0.5	2930.7	0.02	99.68
148.0-149.0	8.7	0.5	2931.2	0.02	99.70
149.0-150.0	8.9	0.5	2931.7	0.02	99.72
150.0-151.0	9.0	0.5	2932.2	0.02	99.73
151.0-152.0	9.1	0.5	2932.7	0.02	99.75
152.0-153.0	9.2	0.5	2933.2	0.02	99.77
153.0-154.0	9.3	0.5	2933.6	0.02	99.78
154.0-155.0	9.4	0.4	2934.1	0.02	99.80
155.0-156.0	9.5	0.4	2934.5	0.01	99.81
156.0-157.0	9.6	0.4	2934.9	0.01	99.83
157.0-158.0	9.7	0.4	2935.3	0.01	99.84
158.0-159.0	9.7	0.4	2935.7	0.01	99.85
159.0-160.0	9.8	0.4	2936.1	0.01	99.87
160.0-161.0	9.9	0.4	2936.4	0.01	99.88
161.0-162.0	10.0	0.3	2936.8	0.01	99.89
162.0-163.0	10.1	0.3	2937.1	0.01	99.90
163.0-164.0	10.2	0.3	2937.4	0.01	99.91
164.0-165.0	10.2	0.3	2937.7	0.01	99.92
165.0-166.0	10.3	0.3	2938.0	0.01	99.93
166.0-167.0	10.4	0.3	2938.3	0.01	99.94
167.0-168.0	10.5	0.2	2938.5	0.01	99.95
168.0-169.0	10.6	0.2	2938.8	0.01	99.96
169.0-170.0	10.7	0.2	2939.0	0.01	99.96
170.0-171.0	10.8	0.2	2939.2	0.01	99.97
171.0-172.0	10.9	0.2	2939.4	0.01	99.98
172.0-173.0	10.9	0.2	2939.5	0.01	99.98
173.0-174.0	11.0	0.1	2939.7	0.00	99.99
174.0-175.0	11.1	0.1	2939.8	0.00	99.99
175.0-176.0	11.2	0.1	2939.9	0.00	99.99
176.0-177.0	11.2	0.1	2939.9	0.00	100.00
177.0-178.0	11.3	0.1	2940.0	0.00	100.00
178.0-179.0	11.4	0.0	2940.0	0.00	100.00
179.0-180.0	11.4	0.0	2940.0	0.00	100.00

C Plane (°):0.0-360.0: 90.0
Test Lab: Inventfine instruments
Test Type: TYPE C
Temperature: 26
Operator: Jacky

Gamma Plane (°):0.0-180.0:1.0
Test Device: GPM-1800B
Distance: 8.684 m [K=1.0000]
Humidity: 65
Inspector:

Zonal Lumen (Continue 5)

cone flux(90°): 1597.27 lm

%lum = 54.3%

%lamp = 54.3%

cone flux(120°): 2328.64 lm

%lum = 79.2%

%lamp = 79.2%

Candlepower Table

Unit: cd

G\C	C0.0	C90.0	C180.0	C270.0	C360.0					
G0.0	1076.4	1076.4	1076.4	1076.4	1076.4					
G1.0	1076.6	1075.8	1075.9	1076.4	1076.6					
G2.0	1076.3	1074.8	1075.0	1076.0	1076.3					
G3.0	1075.1	1073.8	1073.6	1074.8	1075.1					
G4.0	1073.8	1071.8	1071.8	1073.0	1073.8					
G5.0	1072.4	1069.5	1069.5	1070.9	1072.4					
G6.0	1070.3	1067.2	1017.0	1068.1	1070.3					
G7.0	1067.6	1064.0	1014.1	1064.6	1067.6					
G8.0	1064.7	1059.8	1010.4	1061.0	1064.7					
G9.0	1061.4	1055.9	1055.9	1057.3	1061.4					
G10.0	1057.3	1051.7	1051.4	1052.7	1057.3					
G11.0	1053.3	1046.5	1046.2	1047.9	1053.3					
G12.0	1048.5	1041.3	1041.3	1042.9	1048.5					
G13.0	1043.4	1036.0	1035.8	1037.4	1043.4					
G14.0	1038.3	1029.9	1029.5	1031.0	1038.3					
G15.0	1032.4	1023.3	1023.2	1025.0	1032.4					
G16.0	1026.5	1016.5	1016.7	1018.1	1026.5					
G17.0	1019.3	1009.2	1009.2	1010.4	1019.3					
G18.0	1012.7	1001.6	1002.3	1002.8	1012.7					
G19.0	1005.5	992.9	948.2	995.0	1005.5					
G20.0	997.9	984.9	939.6	986.9	997.9					
G21.0	989.3	976.7	931.8	977.4	989.3					
G22.0	981.4	966.8	968.5	968.8	981.4					
G23.0	972.0	957.7	959.5	959.4	972.0					
G24.0	963.1	948.0	949.2	949.2	963.1					
G25.0	954.0	937.1	896.0	939.4	954.0					
G26.0	944.6	927.0	886.5	929.0	944.6					
G27.0	934.5	916.6	875.8	917.6	934.5					
G28.0	923.2	905.6	865.8	906.8	923.2					
G29.0	912.6	894.4	855.5	895.8	912.6					
G30.0	901.9	883.1	843.9	884.3	901.9					
G31.0	890.8	870.7	833.0	871.7	890.8					
G32.0	878.6	859.3	821.9	860.0	878.6					
G33.0	867.4	846.0	810.5	847.8	867.4					
G34.0	854.6	833.6	797.6	834.1	854.6					
G35.0	842.4	821.0	785.9	821.5	842.4					
G36.0	830.0	808.3	773.8	808.7	830.0					

C Plane (°):0.0-360.0: 90.0
 Test Lab: Inventfine instruments
 Test Type: TYPE C
 Temperature: 26
 Operator: Jacky

Gamma Plane (°):0.0-180.0:1.0
 Test Device: GPM-1800B
 Distance: 8.684 m [K=1.0000]
 Humidity: 65
 Inspector:

Candlepower Table (Continue 1)

Unit: cd

G\C	C0.0	C90.0	C180.0	C270.0	C360.0					
G37.0	817.5	794.1	761.5	795.5	817.5					
G38.0	803.2	780.7	747.9	781.1	803.2					
G39.0	790.2	767.4	735.2	767.6	790.2					
G40.0	776.9	752.3	722.3	753.9	776.9					
G41.0	762.0	738.4	709.4	739.0	762.0					
G42.0	748.2	724.4	695.9	724.5	748.2					
G43.0	734.2	710.0	681.0	710.3	734.2					
G44.0	720.1	694.6	674.5	694.4	720.1					
G45.0	704.3	680.0	685.3	679.7	704.3					
G46.0	689.7	665.4	670.7	664.8	689.7					
G47.0	674.8	648.8	654.2	649.7	674.8					
G48.0	660.0	632.6	628.6	633.0	660.0					
G49.0	643.2	618.5	613.7	618.1	643.2					
G50.0	627.8	603.0	597.2	601.0	627.8					
G51.0	612.0	585.8	581.8	585.2	612.0					
G52.0	596.3	570.0	566.5	569.6	596.3					
G53.0	578.9	554.2	549.5	552.2	578.9					
G54.0	563.1	538.4	533.4	536.0	563.1					
G55.0	546.6	520.6	517.4	520.0	546.6					
G56.0	528.8	504.5	499.7	502.0	528.8					
G57.0	512.3	488.2	483.4	485.4	512.3					
G58.0	495.7	470.1	467.1	468.7	495.7					
G59.0	479.0	453.5	450.6	451.9	479.0					
G60.0	460.3	436.6	432.1	433.4	460.3					
G61.0	443.2	420.0	415.6	416.7	443.2					
G62.0	426.0	401.2	399.0	399.8	426.0					
G63.0	408.8	384.2	380.5	381.2	408.8					
G64.0	389.5	367.1	363.4	363.9	389.5					
G65.0	371.8	349.9	344.8	345.2	371.8					
G66.0	354.2	332.7	327.7	327.6	354.2					
G67.0	336.4	313.7	310.5	310.5	336.4					
G68.0	317.1	296.5	291.5	291.2	317.1					
G69.0	299.2	279.0	274.1	273.7	299.2					
G70.0	281.5	260.2	256.8	256.3	281.5					
G71.0	262.0	242.9	239.5	238.8	262.0					
G72.0	244.3	225.9	220.8	219.8	244.3					
G73.0	226.6	208.7	203.7	202.6	226.6					

C Plane (°):0.0-360.0: 90.0
 Test Lab: Inventfine instruments
 Test Type: TYPE C
 Temperature: 26
 Operator: Jacky

Gamma Plane (°):0.0-180.0:1.0
 Test Device: GPM-1800B
 Distance: 8.684 m [K=1.0000]
 Humidity: 65
 Inspector:

Candlepower Table (Continue 2)

Unit: cd

G\C	C0.0	C90.0	C180.0	C270.0	C360.0					
G74.0	208.9	190.0	186.9	185.6	208.9					
G75.0	189.8	173.2	168.6	167.2	189.8					
G76.0	172.5	156.5	152.3	150.6	172.5					
G77.0	155.6	140.2	136.4	134.4	155.6					
G78.0	139.0	124.2	120.5	118.2	139.0					
G79.0	122.8	108.6	103.7	101.3	122.8					
G80.0	105.8	92.2	89.0	86.4	105.8					
G81.0	90.8	78.0	75.0	72.0	90.8					
G82.0	76.6	64.5	62.0	58.9	76.6					
G83.0	63.2	51.9	49.7	45.4	63.2					
G84.0	50.8	40.4	37.7	34.4	50.8					
G85.0	38.5	30.0	28.0	24.8	38.5					
G86.0	28.3	21.1	19.6	16.5	28.3					
G87.0	19.6	12.8	12.4	9.0	19.6					
G88.0	12.3	6.7	5.8	3.5	12.3					
G89.0	5.2	2.8	2.5	2.4	5.2					
G90.0	2.8	2.9	2.6	2.5	2.8					
G91.0	3.0	2.9	2.7	2.6	3.0					
G92.0	3.1	2.9	2.9	2.8	3.1					
G93.0	3.2	3.0	3.0	2.8	3.2					
G94.0	3.2	3.0	3.1	3.0	3.2					
G95.0	3.3	3.1	3.3	3.1	3.3					
G96.0	3.4	3.2	3.4	3.2	3.4					
G97.0	3.4	3.2	3.5	3.2	3.4					
G98.0	3.5	3.2	3.6	3.3	3.5					
G99.0	3.6	3.3	3.7	3.4	3.6					
G100.0	3.6	3.3	3.7	3.4	3.6					
G101.0	3.7	3.3	3.8	3.4	3.7					
G102.0	3.7	3.4	3.9	3.5	3.7					
G103.0	3.9	3.5	4.0	3.5	3.9					
G104.0	4.0	3.6	4.0	3.6	4.0					
G105.0	4.1	3.7	4.1	3.6	4.1					
G106.0	4.2	3.8	4.2	3.6	4.2					
G107.0	4.3	3.9	4.3	3.7	4.3					
G108.0	4.4	4.0	4.4	3.8	4.4					
G109.0	4.5	4.1	4.5	3.9	4.5					
G110.0	4.7	4.2	4.6	3.9	4.7					

C Plane (°):0.0-360.0: 90.0
 Test Lab: Inventfine instruments
 Test Type: TYPE C
 Temperature: 26
 Operator: Jacky

Gamma Plane (°):0.0-180.0:1.0
 Test Device: GPM-1800B
 Distance: 8.684 m [K=1.0000]
 Humidity: 65
 Inspector:

Candlepower Table (Continue 3)

Unit: cd

G\C	C0.0	C90.0	C180.0	C270.0	C360.0					
G111.0	4.8	4.3	4.8	4.2	4.8					
G112.0	4.8	4.4	4.8	4.2	4.8					
G113.0	5.0	4.5	4.9	4.3	5.0					
G114.0	5.1	4.7	5.0	4.3	5.1					
G115.0	5.2	4.8	5.1	4.6	5.2					
G116.0	5.3	4.9	5.3	4.7	5.3					
G117.0	5.4	5.0	5.4	4.8	5.4					
G118.0	5.6	5.1	5.5	4.9	5.6					
G119.0	5.7	5.3	5.6	5.1	5.7					
G120.0	5.8	5.4	5.8	5.1	5.8					
G121.0	5.9	5.5	5.9	5.2	5.9					
G122.0	6.1	5.6	6.0	5.4	6.1					
G123.0	6.2	5.7	6.1	5.5	6.2					
G124.0	6.4	5.8	6.2	5.6	6.4					
G125.0	6.5	6.0	6.3	5.7	6.5					
G126.0	6.6	6.2	6.4	5.8	6.6					
G127.0	6.7	6.3	6.6	5.9	6.7					
G128.0	6.9	6.4	6.6	6.0	6.9					
G129.0	6.9	6.5	6.8	6.1	6.9					
G130.0	7.1	6.6	6.9	6.2	7.1					
G131.0	7.2	6.8	7.0	6.4	7.2					
G132.0	7.3	6.9	7.1	6.5	7.3					
G133.0	7.5	7.0	7.2	6.6	7.5					
G134.0	7.6	7.1	7.3	6.7	7.6					
G135.0	7.6	7.3	7.4	6.9	7.6					
G136.0	7.8	7.4	7.5	7.0	7.8					
G137.0	7.9	7.5	7.6	7.0	7.9					
G138.0	8.0	7.7	7.7	7.2	8.0					
G139.0	8.1	7.7	7.8	7.3	8.1					
G140.0	8.2	7.8	8.0	7.4	8.2					
G141.0	8.3	8.0	8.1	7.6	8.3					
G142.0	8.4	8.0	8.1	7.6	8.4					
G143.0	8.1	8.2	8.3	7.8	8.1					
G144.0	8.3	8.3	8.4	7.8	8.3					
G145.0	8.3	8.4	8.3	8.0	8.3					
G146.0	8.8	8.5	8.3	8.1	8.8					
G147.0	9.0	8.7	8.4	8.2	9.0					

C Plane (°):0.0-360.0: 90.0
 Test Lab: Inventfine instruments
 Test Type: TYPE C
 Temperature: 26
 Operator: Jacky

Gamma Plane (°):0.0-180.0:1.0
 Test Device: GPM-1800B
 Distance: 8.684 m [K=1.0000]
 Humidity: 65
 Inspector:

Candlepower Table (Continue 4)

Unit: cd

G\C	C0.0	C90.0	C180.0	C270.0	C360.0					
G148.0	9.0	8.8	8.4	8.3	9.0					
G149.0	9.2	8.8	8.9	8.4	9.2					
G150.0	9.3	9.0	9.0	8.6	9.3					
G151.0	9.3	9.0	9.1	8.7	9.3					
G152.0	9.4	9.1	9.0	8.8	9.4					
G153.0	9.5	9.3	9.1	8.9	9.5					
G154.0	9.6	9.3	9.2	9.1	9.6					
G155.0	9.7	9.5	9.3	9.2	9.7					
G156.0	9.8	9.6	9.4	9.3	9.8					
G157.0	9.8	9.6	9.5	9.4	9.8					
G158.0	9.9	9.7	9.6	9.6	9.9					
G159.0	9.9	9.8	9.7	9.7	9.9					
G160.0	10.0	9.9	9.8	9.7	10.0					
G161.0	10.1	10.0	9.9	9.9	10.1					
G162.0	10.2	10.1	10.0	9.9	10.2					
G163.0	10.3	10.1	10.1	10.2	10.3					
G164.0	10.4	10.2	10.2	10.0	10.4					
G165.0	10.4	10.3	10.3	10.1	10.4					
G166.0	10.6	10.4	10.3	10.2	10.6					
G167.0	10.7	10.5	10.4	10.3	10.7					
G168.0	10.8	10.6	10.5	10.3	10.8					
G169.0	10.9	10.6	10.6	10.5	10.9					
G170.0	11.0	10.8	10.7	10.5	11.0					
G171.0	11.1	10.9	10.7	10.6	11.1					
G172.0	11.2	10.9	10.8	10.8	11.2					
G173.0	10.9	11.1	10.9	10.8	10.9					
G174.0	11.0	11.3	10.9	10.9	11.0					
G175.0	11.6	11.4	11.0	11.0	11.6					
G176.0	11.1	11.5	11.1	11.1	11.1					
G177.0	11.2	11.5	11.1	11.2	11.2					
G178.0	11.2	11.6	11.2	11.3	11.2					
G179.0	11.2	11.6	11.3	11.4	11.2					
G180.0	11.6	11.6	11.3	11.5	11.6					

C Plane (°):0.0-360.0: 90.0
 Test Lab: Inventfine instruments
 Test Type: TYPE C
 Temperature: 26
 Operator: Jacky

Gamma Plane (°):0.0-180.0:1.0
 Test Device: GPM-1800B
 Distance: 8.684 m [K=1.0000]
 Humidity: 65
 Inspector: