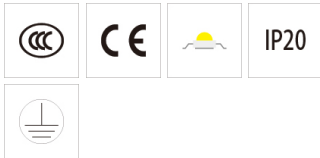
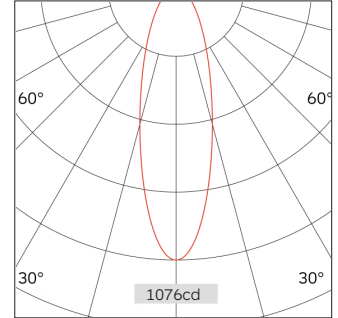
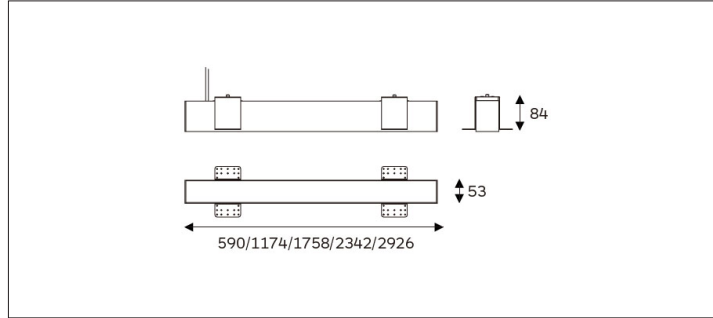



# 21.05812 CANNEX 50 Profile Systems

## Surface Mounted



Light Distribution	Cannex 50 Profile Systems
Colour Temperature	2700/3000/3500/4000K
Colour Rendition Index	CRI 90
Optics	PC
Beam Angle	109D
Cut Out	58mm
Connected Load	27W/m
Luminous Flux Of The Luminaire	2940lm
Luminaire Efficacy	110lm/W
Colour Deviation	SDCM <5
Light Source	LED
LED Type	SMD
Dimming Method	On/Off/0-10V/ Dali
Cover Material	Aluminum
Body Material	Aluminum
IP Rating	IP20
Housing Colour	Sandy White/ Sandy Black
Weight	
Technical Region	220-240V 50/60Hz

Light Beam Talbe		
h(m)	E(lx)	D(m)
		109°
1.0	1076.44	2.81
2.0	269.11	5.62
3.0	119.60	8.44
4.0	67.28	11.25
5.0	43.06	14.06

Linear lighting is used in a wide range of indoor lighting applications, including areas such as living rooms, bedrooms, kitchens, etc. in home spaces, as well as showrooms, corridors, offices, etc. in commercial spaces. Its flexible installation and uniform lighting effect make it one of the preferred choices for indoor lighting design.