
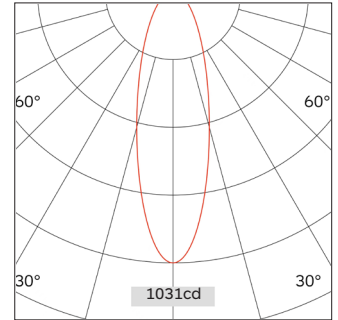
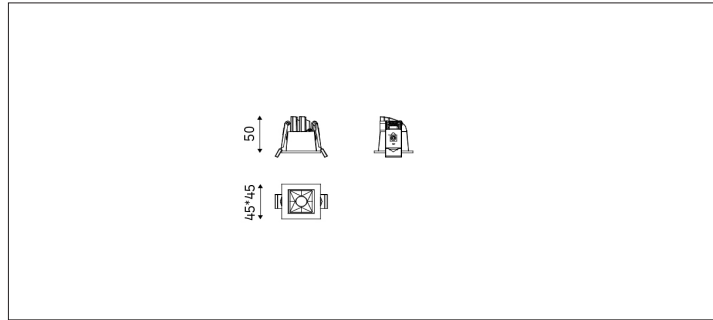
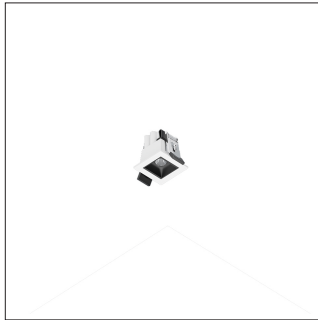


51.03816 NIME Recessed Ceiling Light



Light Distribution	NIME Linear light
Colour Temperature	2700/3000/3500/4000K
Colour Rendition Index	CRI 90
Optics	Reflector
Beam Angle	15D/24D/45D
Cut out	38mm
Connected Load	2.2W
Luminous Flux Of The Luminaire	131lm
Luminaire Efficacy	60lm/W
Colour Deviation	SDCM<5
Light Source	LED
LED Type	SMD
Dimming Method	Triac/1-10V/ Dali
Cover Material	Aluminum
Body Material	Aluminum
IP Rating	IP20
Housing Colour	Sandy White/ Sandy Black
Weight	0.1Kg
Technical Region	220-240V 50/60Hz

H(M)	E(lx)	D(M)
		17°
1.0	748.11	0.29
2.0	187.03	0.58
3.0	83.12	0.87
4.0	46.76	1.16
5.0	29.92	1.45

NIME is usually used for basic lighting and important lighting in exhibition venues. Provides minimalistic and stylish lighting effects. It also has three beam angles, which can meet the lighting needs of various projects.