
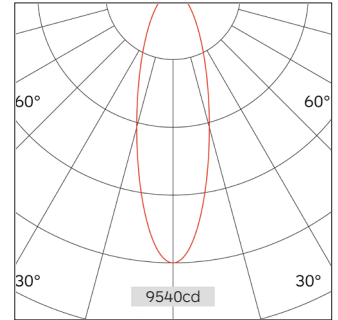
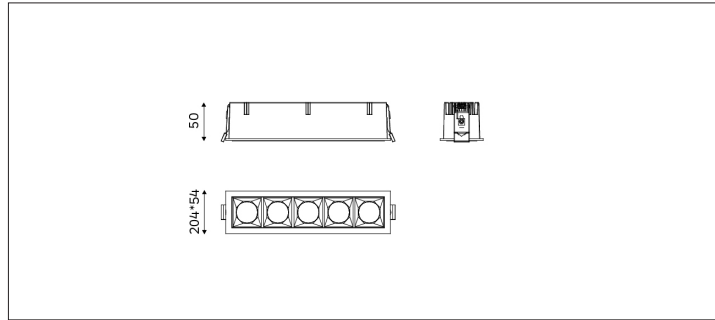


51.04521 NIME Recessed Ceiling Light



Light Distribution	NIME Linear light
Colour Temperature	2700/3000/3500/4000K
Colour Rendition Index	CRI 90
Optics	LENS
Beam Angle	12D/24D/38D/50D
Cut out	45mm
Connected Load	16.9W
Luminous Flux Of The Luminaire	1518lm
Luminaire Efficacy	90lm/W
Colour Deviation	SDCM<5
Light Source	LED
LED Type	SMD
Dimming Method	Triac/1-10V/ Dali
Cover Material	Aluminum
Body Material	Aluminum
IP Rating	IP20
Housing Colour	Sandy White/ Sandy Black
Weight	0.55Kg
Technical Region	220-240V 50/60Hz

Light Beam Table

H(M)	E(lx)	D(M)
		16°
1.0	9525.6	0.29
2.0	2381.4	0.57
3.0	1058.4	0.86
4.0	595.35	1.14
5.0	381.02	1.43

NIME is usually used for basic lighting and important lighting in exhibition venues. Provides minimalistic and stylish lighting effects. It also has three beam angles, which can meet the lighting needs of various projects.