
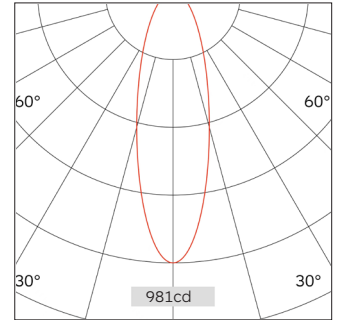
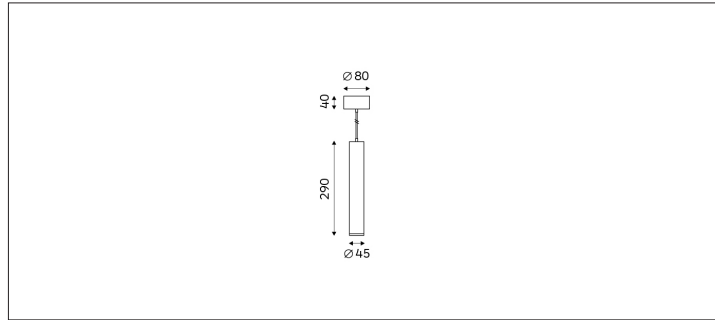



81.04511 SWING Pendant lighting



Light Distribution	SWING Pendant lighting
Colour Temperature	2700/3000/3500/4000K
Colour Rendition Index	CRI 90
Optics	LENS
Beam Angle	13D-44D
Installation method	Surface Mounted
Connected Load	15.4W
Luminous Flux Of The Luminaire	455lm
Luminaire Efficacy	30lm/W
Colour Deviation	SDCM < 5
Light Source	LED
LED Type	COB
Dimming Method	Triac/1-10V/ Dali
Cover Material	Aluminum
Body Material	Aluminum
IP Rating	IP20
Housing Colour	Sandy White/ Sandy Black
Weight	0.6Kg
Technical Region	220-240V 50/60Hz

H(M)	E(lx)	D(M)
		44°
1.0	981.98	0.81
2.0	245.49	1.62
3.0	109.11	2.43
4.0	61.37	3.24
5.0	39.28	4.05

Greater angle adjustment (up to 30d unidirectional), and at the same time with horizontal adjustment. Meet the lighting needs of different places. Share a variety of optical accessories, you can one body, free to change.