
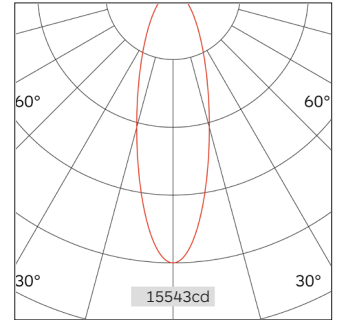
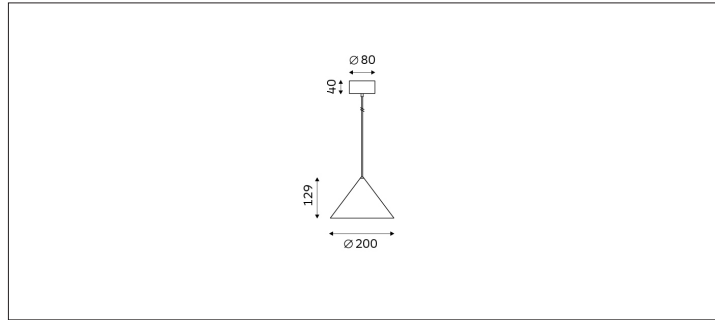


81.20011 DELTA Pendant lighting



Light Distribution	DELTA Pendant lighting
Colour Temperature	2700/3000/3500/4000K
Colour Rendition Index	CRI 90
Optics	LENS
Beam Angle	14D/22D/36D/61D
Installation method	Surface Mounted
Connected Load	14W
Luminous Flux Of The Luminaire	1704lm
Luminaire Efficacy	124lm/W
Colour Deviation	SDCM < 5
Light Source	LED
LED Type	COB
Dimming Method	Triac/1-10V/ Dali
Cover Material	Aluminum
Body Material	Aluminum
IP Rating	IP20
Housing Colour	Sandy White/ Sandy Black
Weight	0.7Kg
Technical Region	220-240V 50/60Hz

H(M)	E(lx)	D(M)
		14°
1.0	15543.78	0.25
2.0	3885.95	0.50
3.0	1727.09	1.75
4.0	971.49	1.00
5.0	621.75	1.25

Greater angle adjustment (up to 30d unidirectional), and at the same time with horizontal adjustment. Meet the lighting needs of different places. Share a variety of optical accessories, you can one body, free to change.