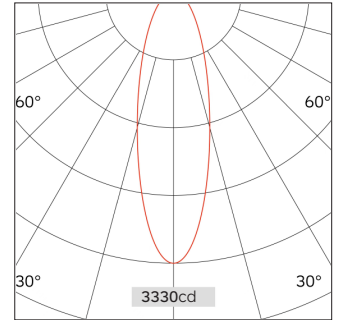
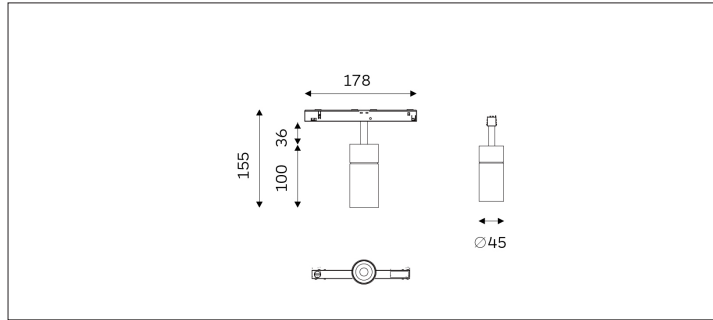



62.04512 EMMA Track Lighting



Connected Load	11W
Colour Temperature	2700/3000/3500/4000K
Colour Rendition Index	CRI 90
Optics	LENS
Beam Angle	19D/29D/44D/56D
Track	Low Voltage Track
Light Distribution	EMMA Track Lighting
Luminous Flux Of The Luminaire	935lm
Luminaire Efficacy	87lm/W
Colour Deviation	SDCM <5
Light Source	LED
LED Type	COB
Dimming Method	1-10V/ Dali
Cover Material	Aluminum
Body Material	Aluminum
IP Rating	IP20
Housing Colour	Sandy White/ Sandy Black
Weight	0.4Kg
Technical Region	Input 48V

H(M)	E(lx)	D(M)
		29°
1.0	3330	0.53
2.0	832	1.06
3.0	370	1.60
4.0	208	2.13
5.0	133	2.66

A modern design consisting for the purpose to meet the highest requirements of the latest advanced lighting technology.