
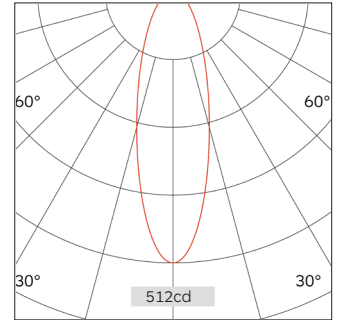
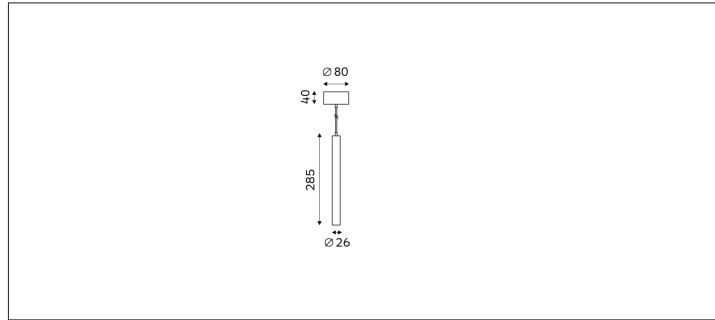


81.02611 SWING Pendant lighting



Light Distribution	SWING Pendant lighting
Colour Temperature	2700/3000/3500/4000K
Colour Rendition Index	CRI 90
Optics	LENS
Beam Angle	17D/26D/31D/53D
Installation method	Surface Mounted
Connected Load	3W
Luminous Flux Of The Luminaire	197lm
Luminaire Efficacy	52lm/W
Colour Deviation	SDCM <5
Light Source	LED
LED Type	COB
Dimming Method	Triac/1-10V/ Dali
Cover Material	Aluminum
Body Material	Aluminum
IP Rating	IP20
Housing Colour	Sandy White/ Sandy Black
Weight	0.6Kg
Technical Region	220-240V 50/60Hz

H(M)	E(lx)	D(M)
		31°
1.0	512.78	0.56
2.0	128.20	1.12
3.0	56.98	1.67
4.0	32.05	2.23
5.0	20.51	2.79

Greater angle adjustment (up to 30d unidirectional), and at the same time with horizontal adjustment. Meet the lighting needs of different places. Share a variety of optical accessories, you can one body, free to change.